



Products handbook

产品手册

Buku panduan produk

After years of research &
development the
professional's choice

PYE Products..... *easy to use*



the Company

PYE Products was established in 1988 as a trading company dealing in building materials with ultimate goal to provide the building industry with quality materials such as fillers, paints, building and construction materials, cement-based products and a wide range of adhesives and sealants under the PYE Products brand.

In 1992, with the tremendous growth in demand for PYE products, we decided to begin our own manufacturing operations using leased machinery. Sales doubling yearly since then, on a compounded basis. PYE bought its own factory in 1997 and the years 2008, we acquired 3 acres new factory at Jalan Meru, Klang. Thus allowed us to incorporate a much

higher degree of efficiency and much larger manufacturing capacity for export market.

Today, PYE is considered a pioneer in the manufacture of D.I.Y (Do-It-Yourself) products in Malaysia, with new & customized products for the D.I.Y market alongside its specialized building products for the construction industry.

PYE PRODUCTS (M) SDN. BHD. is an ISO certified company. The company's Quality Management System has been audited and found to be in accordance with requirements of standards of BS EN ISO 9001 : 2000 by Independent European Certification Limited.



page of contents



Fillers / 填充料 / Pengisi

PYE WOOD FILLA	1
PYE PUTTY FILLA	2
PYE SURFACE JOINT COMPOUND	3
PYE E-PUTTY FILLA	4
PYE FLEXI-BOND COMPOUND 2 in1	5

Cleaners / 洗涤剂 / Pembersih

PYE CEM-CLEANER 118	6
PYE KLEEN	7
PYE TILE CLEANER	8

Resin Based Surface Treatment / 树脂表面处理产品 / Rawatan Permukaan

PYE WOOD VARNISH	9
PYE SLATE-SEAL	10
PYE KREK-SEAL	11
PYE WATERPRUF SEALER	12
PYE FLOORSHIELD	13

Protective Waterproof Coating / 防水涂料 / Kalis Air

PYE WATER-SEAL	14
FLEXI-SEAL	15
PYE PRUFCOAT	16
PYE PRUFSEAL 50	17

Building Chemicals / 建筑化学添加剂 / Kimia

PYE KWISET	18
PYE WATERPRUF	19
PYE PLAS	20
PYE ACRYL-CM	21
PYE TILE BOND-168	22
PYE SBR-BOND	23
PYE ACRYL-BOND 128	24

Cement Based Products / 水泥浆产品 / Berasaskan Simen

PYE CEM	25
PYE NON-SHRINK GROUT HS	26
PYE NON-SHRINK GROUT HF	27

Plasters / 灰泥产品 / Kemasan Dinding

PYE MORTAR GP	30
PYE WALCOAT 201	31
PYE FIL (B.P.W.321)	32
PYE FIL (W.F.221)	33
PYE FIL (B.P.G.521)	34
PYE FIL (G.F.621)	35
PYE PREMIX PLASTER N21	36
PYE PREMIX PLASTER 921	37
PYE FIL 821	38


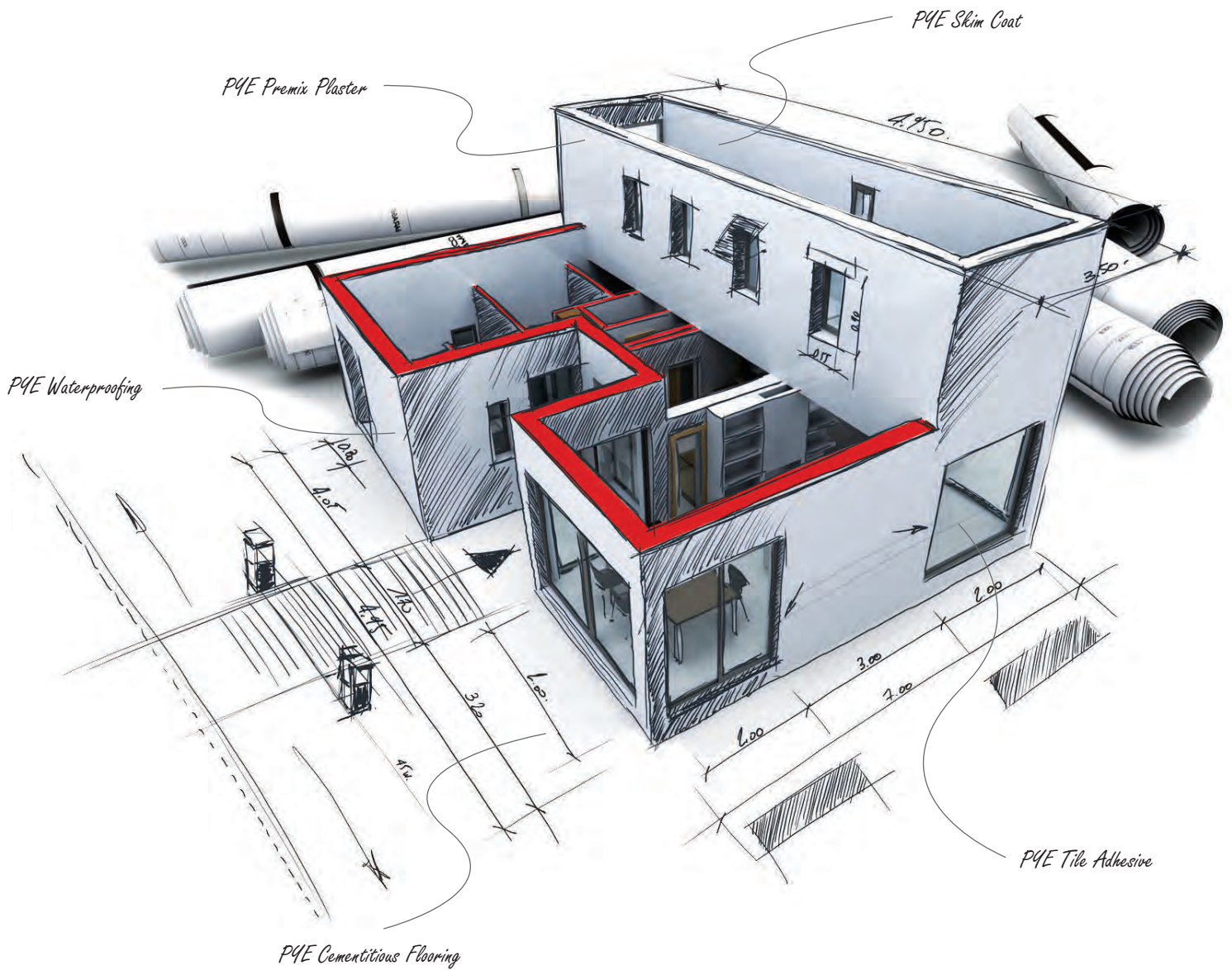
Tiling Products / 瓷砖粘结剂 / Pelekat Jubin

PYE TILE GROUT	40
PYE GROUT	41
PYE TILE ADHESIVE	42
PYE FIX	43
PYE MULTI-FIX	44
PYE TILE FIX	45
PYE POWDER MASTIC	46
PYE TILE BOND	47

Cementitious Flooring / 水泥地板 / Lantai Simen

PYE CRETE	48
PYE FLOOR LEVEL UL	49
PYE FLOOR HARDENER NS	50
PYE FLOOR SCREED	51

a leader in construction, buildings and DIY Products



Light Weight Block
轻质砖
Blok Konkrit Ringan



Precast Panel
预制混凝土墙板
Panel Dinding



Hollow Block
空心砖
Blok Berongga



Calcium Silicate Brick
泡沫砖
Bata Kalsium silikat



Brick Wall
红砖
Bata Merah

challenges > common wall and floor problems



Hairline cracks / 墙裂缝

- Incorrect cement mortar.
- High volume change in mortar.
- Fast-drying of cement-rich mortar.
- Improper mixing of cement mortar.
- Poor workmanship.



Peeling paint / 漆脱落

- Painting on poor quality skim coat.
- Painting on wet surface.
- Poor surface preparation (e.g. contamination by dirt, grease etc. or insufficient primer paint, sealer, etc.)



Powdery finish / 墙面掉粉

- Low quality skim coat or paint lacking in polymer binder.
- Over diluted paint.



Moulding / 墙面发霉

- Inadequate or absence of anti-mould skim or paint coating.
- High humidity.
- Prevalence of microbes.
- Organisms in paint and plaster.
- Poor waterproofing.



Blistering / 墙面鼓泡

- Incorrect use of top coat.
- Insufficient curing of plaster or skim coating prior to painting.
- Moisture penetration from plaster to painted surface.



Efflorescence / 墙面白霜

- Inadequate hydrophobic coating on external wall.
- Migration of soluble salts from bricks and cement mortar to wall surface.
- Painting over wet walls.
- Wall cracks.



Falling tiles / 瓷砖脱落

- Incorrect tile adhesive.
- Absence of tile adhesive.
- Insufficient tile adhesive on the back of the tile surface.



Hollowness / 墙面空鼓

- Incorrect render or screed.
- Excessive thickness buildup.
- Poor surface treatment.

PYE WOOD FILLA

Interior Wood Filler

室内填木料

Pengisi Kayu Dalaman



A fast drying, ready-mixed interior wood filler. It is superior to solvent-based plastic woods, is easy to use and shrinkage is minimal.

- ✓ Can be painted, stained or varnished without priming.
- ✓ Excellent durability.
- ✓ Suitable for nail holes, crack or split in any timber.

本产品是现成及使用后快速干透的室内填木料, 它可用于塑胶木更为优越, 收缩率微小。

- ✓ 可以刷上油漆、染色或上清漆则无需底漆。
- ✓ 优秀的耐久性。
- ✓ 适用于钉孔、裂缝或分裂的任何木材。

Pengisi kayu dalaman yang siap-digaul dan cepat kering. Sesuai atas kayu berasaskan solven, mudah diguna dan kecutan adalah minima.

- ✓ Boleh dicat dan divarnis tanpa persediaan awal.
- ✓ Tahan lasak.
- ✓ Sesuai untuk lubang paku, retak dan rekahan pada kayu.

Colour / 颜色 / Warna

- Natural and Teak / 天然色或柚木色 / Asli dan Jati

Coverage / 覆盖面积 / Liputan

- Approx. 3.8 m² / 500gm.

Packaging / 包装 / Bungkus

- 500gm, 1.5kg, 5kg, 25kg



Technical Information

Adhesion	Excellent adhesion to all types of interior woodwork.
Colour	Natural or Teak
Drying time	A thin film dries in approximately 30mins.
Binder	Acrylic based
Sandability	PYE WOOD FILLER has been formulated with a blend of very fine filler pigments which allows for easy sanding. It is ideal for end grain filling or for obtaining that extra smooth mirror finish on painted surfaces.
Odour	Pleasant
Coverage	Approx. 3.8 m ² / 500gm.
Cleaning	Clean tools with water.

Directions for Use 用法说明 / Cara penggunaan



Sand down the rough area, will make the process go smoother.
在该地区打磨平面, 使工作过程更加顺畅。



Go over the filler with a putty knife to make a smooth area.
用刮刀擦拭填料, 使其成为光滑的区域。



Sand down the area until it is smooth and even with the wood.
沿着该区域打磨直到填料均匀。



Wipe it down to remove dust before painting or staining.
在涂漆或染色前将其擦拭干净以去除灰尘。

PYE PUTTY FILLA

Ready Mixed Arylic-Based Filler

现成丙烯酸填料

Pengisi Siap Gaul Berasaskan Arkrilik



A ready-mixed quick drying filler for filling small cracks and surface defects, especially where surface may require painting or redecorating.

- ✓ Ready mixed, time saving.
- ✓ Economical and convenient to use.
- ✓ Ideal for leveling uneven surfaces.

本产品是现成而且快速干透的填料, 适用于填补小裂缝和有缺陷的表面, 尤其是需要刷上漆或重新装饰的表面。

- ✓ 现成而且省时。
- ✓ 经济实惠及方便使用。
- ✓ 用于凹凸不平的表面最为理想。

Pengisi siap gaul yang cepat kering. Digunakan untuk menutup retak di dinding dan meratakan permukaan dinding sebelum dicat atau menampal kertas hiasan dalaman.

- ✓ Siap digaul, menjimatkan masa.
- ✓ Ekonomi dan senang digunakan.
- ✓ Sesuai untuk meratakan permukaan yang tidak rata.

Colour / 顏色 / Warna

- White / 白色 / Putih

Coverage / 覆盖面积 / Liputan

- Approx. 3.36 m² / kg

Packaging / 包装 / Bungkusan

- 500gm, 1.5kg, 5kg, 25kg



Technical Information

Adhesion	Adheres firmly to all clean, dry and grease free plaster and wood surface.
Colour	White
Drying time	A thin film dries in approx. 15 - 30mins. When use for levelling irregular surface, drying time may increase to 1 hour.
Sandability	Formulated for easy sanding.
Odour	Odourless on drying.
Coverage	Approx. 3.36 m ² / kg
Cleaning	Clean tools with water.

Directions for Use 用法說明 / Cara penggunaan



Clean the crack surface.
将需修补的裂痕范围清洗干净。



Use a scraper to applied.
使用刮刀将裂痕处给修补。



After dry, smooth the surface with sandpaper.
待凝固后, 用砂纸把表面磨平。



Using brush or roller to painting.
然后用刷子或滚筒再上漆。

PYE SURFACE JOINT COMPOUND

Multi-Purpose Finishing Compound

多用途接缝填料

Sebatian Kemasan Serbaguna



Premium and non-asbestos compound use to align and form smooth finishes at joints areas. It can be used similarly to fill up cracks, recessed areas and to embed screw heads.

- ✓ Use for taping, finishing gypsum board joints.
- ✓ Filling, covering and for final touch-up coats in interior gypsum board application.
- ✓ Ideal material for embedding fasteners, cover surface where necessary.
- ✓ Use to skim coating, repair crack on brick wall surface.

是一种高级非石棉化合物,用于接缝部位填充形成光滑的饰面。它可用于填充裂缝,凹陷区域和嵌入式螺钉头。

- ✓ 用于接缝胶带包埋后,施工在石膏板的接缝。
- ✓ 用于填充,覆盖洋灰和石膏板表面补漆涂层。
- ✓ 嵌入更快剂的理想材料,必要时覆盖表面。
- ✓ 用于终层表面涂层,修复砖墙表面的裂缝。

Sebatian premium dan bukan asbestos digunakan untuk menyelaraskan dan membentuk kemasan yang halus di kawasan sendi. Ia boleh menjadi digunakan sama untuk mengisi retakan, kawasan tersembunyi dan ke kepala skru terbenam.

- ✓ Gunakan untuk mengetuk, menyelesaikan sendi papan gipsium.
- ✓ Mengisi, menutup dan untuk mantel terakhir aplikasi papan gypsum dalaman.
- ✓ Bahan yang sesuai untuk melekatkan kain penutup, penutup permukaan di mana perlu.
- ✓ Gunakan untuk melapisi lapisan, memperbaiki keretakan pada dinding bata permukaan.

Colour / 颜色 / Warna

- Off White / 米白色 / Putih Kekuningan

Coverage / 覆盖面积 / Liputan

- Approx. 1kg/1.8m-2.0m

Packaging / 包装 / Bungkusan

- 1.5kg, 5kg, 25kg



Technical Information

Colour	Off White
Drying time	Depend on temperature of work place.
Sandability	Sand lightly with fine sandpaper.
Odour	Odourless on drying.
Coverage	Approx. 1kg/1.8m/2.0m
Storage	Store in cool, dry place.
Cleaning	Clean all equipment with water.

Directions for Use 用法说明 / Cara penggunaan



Place the tape evenly on the seam filler, than apply **PYE Joint Compound** only on dry surface. 将胶带均匀地放在接缝填充物上,再用**PYE Joint Compound**在干透的表面上施工。



Apply thoroughly and allow each coat to dry before apply next coat. 每一层彻底地待干后再涂下一层。



After dry, smooth the surface with sandpaper. When finished, use a damp cloth to wipe off the dust. 待干透后,用砂纸把表面打磨平。完成后,使用湿抹布擦去灰尘。



Using brush or roller to painting. 然后用刷子或滚筒再上漆。

PYE E-PUTTY FILLA

Cellulose Filler

水基即用补泥

Pengisi Selulos



White plaster filler reinforced with cellulose for patching holes and cracks in most interior surfaces.

- ✓ Suitable for cement plasters.
- ✓ Excellent for concrete brick.
- ✓ For cement based surface and asbestos.

本产品是一种白色灰泥填料，它可修补漏洞和填补裂痕表面。

- ✓ 适用于灰泥层。
- ✓ 对混凝土砖更佳。
- ✓ 可用于洋灰表面和石棉。

Pengisi plaster putih diperkuat dengan selulosa untuk menampal lubang dan retakan di kebanyakan permukaan dalaman.

- ✓ Sesuai untuk plaster simen.
- ✓ Sangat baik untuk bata konkrit.
- ✓ Untuk permukaan dan asbestos berasaskan simen.

Colour / 颜色 / Warna

- White / 白色 / Putih

Coverage / 覆盖面积 / Liputan

- Approx. 4 m² / kg

Packaging / 包装 / Bungkus

- 500gm, 1.5kg, 5kg



Technical Information

Adhesion	Adheres firmly to all surfaces which are clean, dry and grease free. Will not crack or fall out when dry.
Colour	White
Drying time	A thin film dries in approximately 15 - 30mins when used for leveling irregular surfaces, drying time may vary depending on thickness.
Thickness	Apply approximately 0.5 - 1.5mm as a plaster coat before painting.
Odour	Odourless when dry.
Coverage	Approx. 4 m ² / kg
Storage	Store in cool, dry place.
Cleaning	Clean all equipment with water.

Directions for Use 用法说明 / Cara penggunaan



Clean the crack surface.
将需修补的裂痕范围清洗干净。



Use a scraper to applied.
使用刮刀将裂痕处给修补。



After dry, smooth the surface with sandpaper.
待凝固后，用砂纸把表面磨平。



Using brush or roller to painting.
然后用刷子或滚筒再上漆。

PYE FLEXI-BOND COMPOUND 2 in 1

Flushing Joints and Skimming Surface

石膏板嵌缝和终层表面涂层

Sendi Flushing dan

Permukaan Skimming



Is a gypsum plaster-based jointing compound for coating bases of plasterboard joints and angles. Holes or cracks on plasterboards can also be filled with this compound using the appropriate tools to produce fine surfaces.

- ✓ Jointing compound for coating bases of plasterboard joints and angles.
- ✓ Cement plaster skimming surface.

本产品是一种采用石膏为物料的填接物。它可用于填接石膏板的接缝, 同时也可修补石膏板上的洞孔、裂缝等, 使表面平滑。

- ✓ 用于石膏板接缝、各种拼接缝及接缝纸带粘贴处理。
- ✓ 还可用于石膏板表面的填补和墙面的满批找平。

Merupakan sebatian penyambungan berasaskan plaster gypsum untuk lapisan asas sambungan dan sudut. Lubang atau retakan pada gypsum panel juga dapat diisi dengan sebatian ini menggunakan alat yang sesuai untuk menghasilkan permukaan yang halus.

- ✓ Sebatian penyambungan untuk lapisan asas sambungan dan sudut gypsum panel.
- ✓ Aplikasi skim permukaan simen.

Colour / 颜色 / Warna

- Off White / 米白色 / Putih Kekuningan

Coverage / 覆盖面积 / Liputan

- Use as required / 根据需要使用 / Mengikut keperluan

Packaging / 包装 / Bungusan

- 15kg



Technical Information

Colour	Off White
Drying time	Allow 25 minutes depending on the thickness.
Thickness	Apply approximately 0.5 - 1.5mm as a plaster coat before painting.
Odour	Odourless when dry.
Coverage	Use as required
Storage	Store in cool, dry place.
Cleaning	Clean all equipment with water.


Directions for Use 用法说明 / Cara penggunaan



Pour clean water mix thoroughly to achieve a smooth creamy paste of workable consistency. 将净水注入容器, 再慢慢地搅拌, 使膏体达到所需的粘稠程度。



Use a scraper or spatula to applied. 使用刮刀或抹子将裂痕处给修补。



After dry, smooth the surface with sandpaper. 待凝固后, 用砂纸把表面磨平。



Using brush or roller to painting. 然后用刷子或滚筒再上漆。

PYE CEM-CLEANER 118

Cement Stains Remover

灰泥清除剂

Penanggal Kotoran Simen



A specially formulated chemical renovator for cleaning and removing excess cement splatters, mortar stains and even plasters from floor and wall tiles, mosaic, ferrous and non-ferrous metal surfaces.

- ✓ Remove cement mortar from other construction equipments with cement stains.

本产品是一种特殊配方的化学品，它可清除附在地板、瓷砖、马赛克、铁或非铁金属表面的灰泥污渍。

- ✓ 可清除建筑工具上的灰泥污渍。

Produk ini merupakan sejenis bahan kimia yang istimewa untuk menanggalkan kotoran simen yang tertinggal di atas permukaan papan lantai, mozek, feros dan bukan feros.

- ✓ Ia boleh menanggalkan kotoran yang tertinggal pada peralatan.

Colour / 颜色 / Warna

- Pink / 粉红色 / Merah Jambu

Coverage / 覆盖面积 / Liputan

- Use as required / 根据需要使用 / Mengikut keperluan

Packaging / 包装 / Bungkus

- 1 litre, 4 litre, 20 litre



Technical Information

Colour	Pink
Form	Liquid
Health & Safety	Keep away from children. If contact with skin/ eyes, flush with plenty of water and seek medical attention. Use gloves and eye protection when handling.

Directions for Use 用法说明 / Cara penggunaan



Pour direct on the affected floor surface wait for 5-10 minutes to react.
将除污剂均匀地撒在表面上，搁置至少5-10分钟。



Use a scrapper to remove the cement stain.
用刮刀将水泥残余物除去。



Clean floor surface with brush.
用清水洗刷表面。



Remove and wash it with water.
再用水冲洗。

PYE KLEEN

Stain Remover for Mosaic & Toilet

马赛克及厕所除污剂

Penanggal Kotoran Mozek



An acid based cleaner and stain remover designed specifically for mosaic floors.

- ✓ Suitable used to clean toilet bowl.
- ✓ Use for removing concrete residues from mosaic floors.

本产品是酸性清除剂,用于清除厕所内及马赛克的污迹。

- ✓ 适用于厕所马桶及洗手盆。
- ✓ 可清除留在马赛克上的混凝土。

Cecair kimia yang berkesan untuk menanggalkan kotoran degil pada mozek.

- ✓ Boleh digunakan untuk mencuci tandas.
- ✓ Sesuai digunakan untuk menanggalkan sisa-sisa konkrit dari mozek.

Colour / 颜色 / Warna

- Dark Green / 深绿色 / Hijau Gelap

Coverage / 覆盖面积 / Liputan

- Use as required / 根据需要使用 / Mengikut keperluan

Packaging / 包装 / Bungkusan

- 500ml, 1 litre, 20 litre



Technical Information

Colour	Dark green
Form	Liquid
PH	Acid based
Health & Safety	Keep away from children. If contact with skin/ eyes, flush with plenty of water and seek medical attention. Use gloves and eye protection when handling.

Directions for Use 用法说明 / Cara penggunaan



Use direct or spray on to the surface.
将除污剂均匀地撒在有污点的地板。



Clean with brush, leave it for 2-3 minutes.
用刷子洗干净,大约2-3分钟后。



Remove and wash it with water.
再用水冲洗。



Finished.
完成。

PYE TILE CLEANER

Stain Remover for Tiles

瓷磚污迹清洁剂

Penanggal Kotoran Untuk Jubin



Tile cleaner which is specially formulated for cleaning and removing stains on tiles. It contains mild acid with stabilising chemicals that prevent damages on tiles surfaces.

- ✓ Suitable for ceramic tiles, grout, porcelain and all hard faces.
- ✓ Not to use on marble or natural polished stone.

本产品是一种特别配方的瓷磚清洁剂，它可清除瓷磚上的污迹。它酸性温和及化学成分稳定，以防止损坏瓷磚表面。

- ✓ 适用于瓷磚、泥浆、陶瓷或所有坚硬的表面。
- ✓ 不可使用于大理石或天然磨光石。

Tile cleaner adalah sejenis pencuci yang dirumus khas untuk menanggal kotoran pada jubin. Ia mengandungi asid lemah dan bahan kimia yang lain dapat menghalang jubin daripada kerosakan.

- ✓ Sesuai untuk jubin seramik, penurap, porselin dan permukaan keras.
- ✓ Tidak sesuai diguna pada batu mamar dan batu yang dikilat.

Colour / 顏色 / Warna

- Clear Light Yellow / 淺黃色 / Kuning Celar

Coverage / 覆盖面积 / Liputan

- Use as required / 根据需要使用 / Mengikut keperluan

Packaging / 包裝 / Bungkus

- 500ml, 4 litre, 20 litre



Technical Information

Colour	Clear light yellow
Form	Liquid
PH	Acid based
Health & Safety	Keep away from children. If contact with skin/ eyes, flush with plenty of water and seek medical attention. Use gloves and eye protection when handling.

Directions for Use 用法說明 / Cara penggunaan




Spray onto dirt or stain tile surface.
將清洁剂喷射在污迹的砖面上。



Clean with brush, leave it for 3-5 minutes.
用刷子洗干净，大约3-5分钟后。



Rinse and wipe off with clean damp cloth.
再用水清洗后，可用干或湿布抹干表面。



Before and After.
之前和之后。

PYE WOOD VARNISH

One Part Polyurethane Wood Varnish

聚氨酯木料保护漆

Varnis Polyurethane Kayu



Clear air-drying polyurethane / alkyd resin based formula designed to provide a tough wear-resistant finish on all internal timber surfaces in a single can. It gives a satin covering with resistance to water, wear and tear.

- ✓ Can be used for parquet, paneling and doors furniture.
- ✓ Suitable for interior particleboard cork tiles and etc.

本产品是一种以聚氨酯 / 醇酸树脂为配方的木料保护层, 皆在单一罐内就能使室内木料表面坚硬及抗磨损。它亦提供防水作用。

- ✓ 可用于实木复合地板、镶板、门或家具等。
- ✓ 适用于室内刨花板、软木砖等。

Lapisan kilatan yang diformula khas untuk kegunaan yang tahan lasak. Ia melindungi dan mencantikkan permukaan kayu untuk kegunaan yang tahan lama.

- ✓ Disyorkan untuk parket, panel pintu dan perabot kayu.
- ✓ Sesuai untuk hiasan dalaman, papan partikel dan permukaan kayu yang lain.

Colour / 颜色 / Warna

- Light Brownish / 浅褐色 / Coklat Muda

Coverage / 覆盖面积 / Liputan

- Approx. 10 - 12 m² / litre

Packaging / 包装 / Bungkusan

- 250ml, 1 litre, 5 litres & 20 litres




Technical Information

Colour	Light Brownish
Form	Viscous liquid
Odour	Solvent odour
Texture	Gloss
Drying time	Allow 4 - 6 hours between coats.
Cleaning	Clean tools and equipment with turpentine.
Storage	Close lid tightly after use.
Fire Risk	Flammable. Keep away from source of ignition.

Directions for Use 用法说明 / Cara penggunaan




Roughing the surface to enable penetration of coating.
使表面变成粗糙, 涂层更加能够渗透。



Clean the wood surface with a cloth to remove dust and particles.
用布清理地板确保表面干净和无尘埃。



Allow 4 to 6 hours drying time between each coat.
每涂层估计4至6个小时才能干透。



Light foot traffic permissible after 12 hours.
12小时后允许少数人步行。

PYE SLATE-SEAL

Clear Protecting Acrylic Sealer

丙烯酸密封保护剂

Pelindung Akrilik Jernih



Specially formulated colourless protecting coating with added Ultra Violet (UV) additive for treatment of interior and exterior cementitious and concrete surfaces against colour fade.

- ✓ Ideally suitable for all kind of concrete bricks, slates, paves, stone and terra cotta tiles.
- ✓ Can be used on cementitious substrates too.

本产品是特别配方的无色保护涂层，它添加抗紫外线功效，保护室内和室外洋灰或混凝土表面避免退色。

- ✓ 最理想是适用于石板、石矿石、铺路砖、石板、混凝土瓦、石或陶瓷砖等
- ✓ 也可使用于水泥地。

Lapisan tanpa warna yang dirumus khas dengan pencegah UV untuk merawat permukaan simen dan konkrit dalam dan luar daripada calar.

- ✓ Sesuai digunakan untuk slate, batu-bata, konkrit dan jubin konkrit.
- ✓ Untuk semua jenis batu konkrit, batu dan jubin terra cotta.
- ✓ Boleh digunakan ke atas bahan-bahan simen.

Colour / 顏色 / Warna

- Colourless / 无色 / Jernih

Coverage / 覆盖面积 / Liputan

- Approx. 7 - 10 m² / litre

Packaging / 包装 / Bungkusan

- 1 litre, 5 litre, 20 litre



Technical Information

Adhesion	Excellent adhesion to clean, dry and sound surfaces.
Colour	Colourless
Form	Liquid
Drying time	Allow 4 hours between coats.
Odour	Solvent odour
Coverage	Approx. 7 - 10 m ² / litre
Safety	Non-hazardous.
Cleaning	Clean tools and equipments with white spirit after use.


Directions for Use 用法說明 / Cara penggunaan




Ensure surface are clean and free from dirt.
需确保表面干净和无尘埃。



Remove and wash it with water, allow drying before treated.
再用水冲洗，干透后才可施工。



Apply directly to construction surface by using brush or roller.
用滚筒或刷子均匀涂佈在施工面上。



Before and After.
之前和之后。

PYE KREK-SEAL

Resin Based Crack Sealer

树脂基裂缝修补剂

Penutup Retakan



Specially formulated liquid sealant. Its low viscosity allows it to penetrate, fill and seal the hairline cracks in concrete, plaster, brick blocks or other similar types of materials.

- ✓ Can be used on both horizontal and vertical plaster surfaces.
- ✓ For hollow and concrete floors, mosaic and ceramic tiles, joints of floors and walls.
- ✓ Suitable for toilet areas, cracks on bath tubs and toilet floor and precast concrete.

本产品是特制的水性裂缝修补剂。它的低粘滞性能够填塞并密封混凝土、石膏、砖瓦或其它类似的物料。

- ✓ 适用于横向或纵向的灰墙。
- ✓ 可用于空心砖、混凝土、马赛克、瓷砖或连接地板或墙壁。
- ✓ 适用于厕所范围、浴缸裂缝或预制混凝土。

Cecair yang dirumus khas untuk menembus dan mengisi retakan halus pada konkrit, plaster, batu-bata dan lain-lain.

- ✓ Boleh digunakan secara menegak atau mendatar pada permukaan plaster.
- ✓ Boleh digunakan pada lantai konkrit, mozek, jubin seramik dan sendi-sendi lantai.
- ✓ Sesuai untuk semua tempat yang mengalami retakan atau kebocoran.

Colour / 颜色 / Warna

- White / 白色 / Putih

Coverage / 覆盖面积 / Liputan

- Use as required / 根据需要使用 / Mengikut keperluan

Packaging / 包装 / Bungkus

- 500ml, 4 litres & 20 litres




Technical Information

Colour	White
Form	Liquid
Odour	Odourless after application.
Cleaning	Wash equipment with water immediately after use.

Directions for Use 用法说明 / Cara penggunaan



Ensure that all crack surface are clean and dry.
确保所有裂缝表面清洁干透。



Ensure floor trap are covered.
确保密封排水口阻止修补剂排出。



Pour slowly into the joints until no more sealer penetrates. Flood the area for minimum 24 hours.
慢步地将裂缝修补剂倒入表面渗入为止。将区域淹没至少24小时。



Clean up the surface with water after completing.
完成后用水清洗干净表面。

PYE WATERPRUF SEALER

Colourless Silicone Waterproofer

无色防水剂

Silikon Cerah Berkalis Air



Specially formulated silicone based on silane / siloxane for impregnating to cement and other porous surfaces. It provides a good penetration capacity and good alkaline resistance.

- ✓ Can be applied to brick and natural stonework.
- ✓ Suitable on driveways, patios, walkways and garage floors.
- ✓ Can be used as water resistance to the back of marble or granite.

本产品是一种以有机硅聚合物特别配制的防水剂，它含有硅烷及硅氧烷，可浸渍在洋灰或多孔表面，并渗透到表面里形成抗水层。

- ✓ 适用于砖块或天然石块。
- ✓ 可用于车道、天井、人行道或车房地板。
- ✓ 可使用于大理石或花岗石底部。

Cecair tanpa warna yang berasaskan silane / siloxane untuk menutup permukaan yang porous. Ia memberikan kuasa penembusan dan daya tahan alkali yang baik.

- ✓ Boleh disapu pada batu-bata dan batu semulajadi.
- ✓ Sesuai untuk patios, garaj dan tempat berjalan.
- ✓ Kalis air di bahagian belakang batu marmar atau granit.

Colour / 颜色 / Warna

- Colourless / 无色 / Jernih

Coverage / 覆盖面积 / Liputan

- Approx. 1.5 - 3.0 m² / litre

Packaging / 包装 / Bungkusan

- 1 litre, 5 litre, 20 litre



Technical Information

Adhesion	Excellent adhesion to clean, damp and sound surfaces.
Colour	Clear
Form	Liquid.
Odour	Solvent odour.
Coverage	Approx. 1.5 - 3.0 m ² / litre
Safety	Non-hazardous.
Cleaning	Clean tools and equipment with white spirit after use.

Directions for Use 用法说明 / Cara penggunaan



Ensure surface are clean and free from dirt.
需确保表面干净和无尘埃。



Remove and wash it with water, allow drying or damp but not wet before treated.
再用水冲洗，干透后才可施工。



Apply directly to construction surface by using brush, roller or spray method.
用滚筒或刷子均匀涂佈在施工面上。



Finished.
完成。

PYE FLOORSHIELD

Acrylic Floor Coating

丙烯酸地面涂料

Acrylic Floor Coating



This is a single component 100% acrylic water based coating. It is suitable for most well prepared sound concrete floor surfaces and asphalt surfaces too. It has excellent adhesion and provide a tough, durable and UV resistance finish with a good degree of chemical and stain resistance.

- ✓ Suitable for concrete / Asphalt floor surfaces.
- ✓ Drive away and Parking Lots.

它是一个特制的单一组成100%丙烯酸水性涂料, 它拥有良好的粘性不仅可用于混凝土表面也可用于沥青表面。它能提供坚固耐用和抗紫外线, 同时也能抵抗超强的化学品及耐脏。它使用最佳的质量色素, 确保颜色持久光鲜。它可用于室内或室外表面。

- ✓ 混凝土或沥青地面。
- ✓ 停车场和车道。

Merupakan satu lapisan cecair berasaskan 100% Komponen akrilik, sesuai digunakan pada permukaan konkrit atau tar. Ia mempunyai lekatan yang sangat baik, kukuh, tahan lama dan rintangan UV yang baik.

- ✓ Sesuai untuk permukaan lantai konkrit / tar.
- ✓ Tempat laluan kereta dan tempat letak kereta (parkir).

Colour / 颜色 / Warna

- As per colour card / 根据颜色图表 / seperti kod warna

Coverage / 覆盖面积 / Liputan

- Approx. 2 - 3 m² / kg

Packaging / 包装 / Bungkus

- 1.5kg, 4kg, 18kg



Technical Information

Adhesion	Excellent adhesion to all clean, dry and sound surfaces.
Colour	As per colour card.
Form	Liquid
Drying time	Touch dry - 1 hour. Recoat - 4 hours. Hard dry - 48 hours.
Coverage	Approx. 2 - 3 m ² / kg / coat depending on the substrate surface.
Recoating time	4 hours
Thinning	Water
Cleaning	Wash equipment with water.

Directions for Use 用法说明 / Cara penggunaan



Ensure surface are clean and free from dirt.
需确保表面干净和无尘埃。



Remove and wash it with water, floor should be sound and dry.
再用水冲洗, 地板需完好和干透后才可施工。



Apply directly to construction surface by using brush or roller.
用滚筒或刷子均匀涂布在施工面上。



Finished.
完成。

PYE WATER-SEAL

Acrylic Waterproof Sealer

丙烯酸聚合物防水剂

Penutup Akrilik Kalis Air

A one-part flexible waterproof sealer based on modified acrylic polymers. It provides an excellent waterproof film on interior and exterior surfaces, preventing water penetration to the underlying substrate, which is normally subject to rain penetration and rising dampness. It effectively obliterates watermarks.

- ✓ Can be applied to interior and exterior wall surfaces.
- ✓ Excellent for use on fresh concrete after it has hardened.
- ✓ Good on newly plastered or concrete surface as an undercoat prior to painting.

本产品是一种改良丙烯酸聚合物的防水剂。它有效的在室内及室外表面提供一层保护膜，防止水渗透到底部。它也有效的去除水印。

- ✓ 可用于室内及室外墙壁表面。
- ✓ 混凝土干后适用更为佳。
- ✓ 可适用于新灰泥或混凝土墙面未刷漆前的底漆。

Sejenis penutup akrilik kalis air yang flexibel. Ia menawarkan kuasa kalis air yang baik pada permukaan dalam dan luar serta menghalang penembusan air hujan. Ia juga berkesan menutup kesan-kesan air.

- ✓ Boleh diaplikasi untuk permukaan dalaman dan luaran dinding.
- ✓ Sesuai digunakan untuk konkrit yang mentah.
- ✓ Boleh digunakan untuk permukaan konkrit yang baru diplaster sebagai cat alas sebelum dicat.

Colour / 颜色 / Warna

- White/ 白色 / Putih

Coverage / 覆盖面积 / Liputan

- Approx. 5 - 8 m² / litre

Packaging / 包装 / Bungkus

- 1 litre, 5 litres, 20 litres



Technical Information

Colour	White, other tints available.
Form	Semi-viscous liquid.
Odour	Solvent smells but harmless.
Drying time	1 - 2 hours
Coverage	Approx. 5sq.m or 54sq.ft per coat depending on the porosity of the surfaces.
Safety	Non-hazardous.
Cleaning	Clean tools and equipment with thinner.

Directions for Use 用法说明 / Cara penggunaan



Water leaks on the wall and ceiling causing damage and peeling paint. 墙壁和天花板上的漏水会导致损坏和油漆剥落。



Remove all loosen paint from the wall and ceiling surface should be clean and dry. 清除墙壁和天花板上所脱落的漆，确保表面干净和干透。



Apply acrylic waterproof sealer to wall and ceiling surface by using brush or roller. 用刷子或滚筒将丙烯酸防水密封剂涂上墙壁和天花板表面上。



PYE FLEXI-SEAL

Flexible Waterproof Sealer

弹性防水密封剂

Penutup Flexibel Kalis Air



A thick flexible copolymer latex coating that forms a tough continuous membrane with waterproof properties and resistance to weathering. It is designed to weatherproof and protect old and new roofs, joints, facades, walls and masonry. It is often used to protect surfaces from further erosion.

- ✓ Ideally to be applied to concrete, brick, blockwork, asphalt, roofing felt and asbestos cement.

本产品是一种弹性的共聚物乳胶，使用后，它将形成一种强硬的保护层，具有防水和抗风化的功效。它专为新旧屋顶、接缝、外墙、墙壁和砖石等而设计的。它往往是用于保护表面免受进一步的侵袭。

- ✓ 适用于混凝土、砖、空心砖、柏油、瓦片或石棉瓦。

Pekatan lateks sedia diguna bagi membentuk lapisan kuat yang kalis air dan tahan pada cuaca. Ia direka untuk melindungi bumbung baru / lama, retakan masonri dan dinding. Ia biasa digunakan untuk melindungi permukaan daripada hakisan.

- ✓ Sesuai digunakan pada konkrit, bata, batu bata, asfalt, penutup atap dan simen asbestos.

Colour / 颜色 / Warna

- White, Light Grey / 白, 浅灰色 / Putih, Kelabu Celar

Coverage / 覆盖面积 / Liputan

- Approx. Wall - 3 m² / kg, Roof - 2 m² / kg

Packaging / 包装 / Bungkus

- 1kg, 4.5kg, 20kg




Technical Information

Colour	White, light grey, light green. Other colors available.
Form	Semi-liquid paste.
Composition	Binder: an acrylic copolymer Pigments: Titanium dioxide and neutral extenders. Free from tar and pitch.
Odour	Pleasant sweet smell.
Drying time	4 - 8 hours
Coverage	Roofs : approx. 13 m ² / 6.5kg per coat. Walls : approx. 20 m ² / 6.5kg per coat.
Dry film thickness	1 - 2mm (roofs), 1mm (walls)
Cleaning	Clean tools and equipment with water before curing starts.


Directions for Use 用法说明 / Cara penggunaan



Mix thoroughly. (Can add 5% water for the first coat)
将材料均匀搅拌。
(可加5%的清水涂上第一层)



Also can use to internal or external wall. (White colour finishing)
也可涂布于建筑物内外墙。
(白色完成面)



Apply directly to construction surface by using brush, roller or spray method.
用滚筒或刷子均匀涂布在施工面上。



Grey colour finishing.
灰色完成面。

PYE PRUFCOAT

Flexible Waterproofing Slurry

弹性防水泥浆

Simen Kalis Air Flexible



Used for waterproofing or dampening concrete or mortar surfaces. The area to be treated may be either existing or newly created surfaces. PYE PRUFCOAT is not to be used for painted surfaces.

- ✓ Suitable for waterproofing non standing water area.
- ✓ For kitchen floors, balcony and bathroom.
- ✓ Ideal for balconies.

本产品是用于防水或湿润混凝土和砂浆表面。该表面可以是现有的或是新成立的表面。本品不适合使用于已刷漆表面。

- ✓ 适用于不积水地面。
- ✓ 可用于厨房地面、阳台或浴室。
- ✓ 用于阳台最为理想。

Simen kalis air untuk permukaan konkrit dan mortar. Ia boleh digunakan pada kawasan sedia kala atau pun yang baru dibina. Ia tidak sesuai digunakan untuk permukaan yang dicat.

- ✓ Sesuai sebagai kalis air pada tempat air tidak bertakung.
- ✓ Untuk kegunaan lantai dapur, balkoni dan bilik air.
- ✓ Sesuai untuk balkoni.

Colour / 颜色 / Warna

- Natural Cement / 天然水泥色 / Warna Simen

Coverage / 覆盖面积 / Liputan

- Approx. 2kg / m²

Packaging / 包装 / Bungkusan

- 4kg, 18kg, 22.5kg / 1.0 litre, 4.5 litre



PART A

PART B

Technical Information

Colour	Natural cement
Form	Part A: Powder / Part B: Liquid
Solids	Cement and high grade silica.
Admixture	High strength acrylic polymers.
Pot life	Approx. 2 hours
Thickness	2 - 3mm
Coverage	Approx. 1.3kg / m ² - Bathrooms, Terrace, balconies & ext. Approx. 2.0kg / m ² - As protective coating.
Health & Safety	Non-hazardous, Non-toxic Non-flammable
Storage	Store in a dry cool place.
Shelf life	6 months when unopened.
Cleaning	Clean tools with water. If harden remove mechanically.

Directions for Use 用法说明 / Cara penggunaan



Add 1 portion of Part B (liquid) to a empty pail.
将1份B部分(液体)倒入空桶中。



Add 4 portions of Part A (powder) to mix container.
将4份A部分(粉体)倒入桶里混合。



Mix thoroughly.
将材料均匀搅拌。



Apply directly to construction surface by using trowel or brush.
用抹子或刷子均匀涂佈在施工面上。

PYE PRUFSEAL 50

Flexible Cementitious Waterproof Coating

弹性防水混合物

Simen Kalis Air Flexibel



A two components flexible cementitious waterproofing system with elongation. It is applied as a slurry and dries to form a membrane that is permeable as vapour barrier for water and moisture.

- ✓ Suitable for waterproofing bathroom floors & walls.
- ✓ For kitchen floors, swimming pools and water tanks.
- ✓ Ideal for bathroom and water tanks.

本产品是由两个部分组成可伸长的洋灰防水系统, 本品干透后将形成薄膜, 能让地下的水蒸气蒸发, 却不能将水渗透到地下。

- ✓ 适用于浴室地面或墙壁的防水工作。
- ✓ 可用于厨房地面、游泳池或水箱。
- ✓ 用于浴室及水箱最为理想。

Simen kalis air flexibel 2 dalam 1 yang mempunyai daya kekenyalan. Ia mesti digunakan dalam bentuk separa pejal dan kering sebagai membran yang kalis air tetapi membenarkan laluan wap.

- ✓ Sesuai sebagai kalis air untuk lantai dan dinding bilik air.
- ✓ Untuk kegunaan lantai dapur, kolam renang dan tangki air.
- ✓ Sesuai untuk bilik air dan tangki air.

Colour / 颜色 / Warna

- Natural Cement / 天然水泥色 / Warna Simen

Coverage / 覆盖面积 / Liputan

- Approx. 1.72kg / m²

Packaging / 包装 / Bungkusan

- Part A - 4kg, Part B - 2 liters
- Part A - 20kg, Part B - 10 liters



Technical Information

Solids	Cement, Aggregate & Filler.
Admixture	Acrylic Copolymer
Potlife	1 hour
Elongation	50% at break.
Tensile adhesion	> 0.5N / mm ²
Thickness	1 - 1.5mm per coat
Coverage	Approx. 1.72kg / m ²
Safety	Non-hazardous Non-flammable
Cleaning	Clean tools and equipment with water when wet.

Directions for Use 用法说明 / Cara penggunaan



Add 10 liter of Part B (liquid) to a empty pail.
将10公升B部分(液体)倒入空桶中。



Add 20kg bag of Part A (powder) to mix container.
将20公斤A部分(粉体)倒入桶里混合。



Mix thoroughly.
将材料均匀搅拌。



Apply directly to construction surface by using trowel or brush.
用抹子或刷子均匀涂佈在施工面上。

PYE KWISSET

Plasticising Accelerator

加速洋灰凝结剂

Pemangkin Simen



A liquid cement admixture which when incorporated in a cement / concrete mix, accelerate the setting time and considerably increases early strength. It also improves the workability of the mixture.

✓ For use with cement / concrete mix.

本产品是一种参杂在洋灰或混凝土中，并能加速其凝结时间和大大提高洋灰强度，同时亦能改善工作。

✓ 参杂与洋灰或混凝土一起使用。

Cecair campuran yang dicampur gaul dengan simen / konkrit untuk mempercepat masa kering dan mengukuhkan campuran simen / konkrit dalam masa yang singkat.

✓ Digunakan dalam campuran simen dan konkrit.

Colour / 颜色 / Warna

• Dark Brown / 深褐色 / Coklat Gelap

Coverage / 覆盖面积 / Liputan

• Approx. 500ml / 50kg of cement

Packaging / 包装 / Bungkusan

• 4 litre, 20 litre, 200 litre



Technical Information

Colour	Dark brown
Form	Liquid
Odour	Pleasant smell.
Compatibility	Generally compatible with accepted air entraining agents, retarders and fly ash. However, it is not recommended for pre-stressed concrete containing aluminium or galvanised metal frames.
Drying time	30mins - 1 hour
Coverage	500ml PYE KWISSET in 50kg cement will cover approx. 15.5 m ² at 6mm thickness.
Cleaning	Clean tools and equipment with water when wet.

Directions for Use 用法说明 / Cara penggunaan



PYE KWISSET should be first mixed with gauging water.
须先把适量的水份于 PYE KWISSET 混合。



Pour the right amount of mixer water into the cement mixer.
把适量的混合水份倒入搅拌机。



Add 50kg cement sand to mix thoroughly.
将50公斤水泥砂倒入均匀搅拌。



Ready apply directly to construction surface.
可直接涂佈在施工面上。

PYE WATERPRUF

Integral Waterproofer

整体防水剂

Pelengkap Kalis Air



Heavy duty integral waterproofing admixture produced specially for the complete and permanent waterproofing of mass and reinforced concrete structures, ready mixed and precast concrete and etc. PYE WATERPRUF does not contain calcium chloride and therefore cannot cause corrosion of stressing wire in prestressed concrete.

- ✓ For use with cement / concrete mix.

本产品专为正在建设中的钢筋混凝土结构、现成或预制混凝土等提供完整或永久的防水系统。本品不含氯化钙，所以不会对混凝土内的钢丝造成腐蚀。

- ✓ 参杂与洋灰或混凝土一起使用。

Pelengkap kalis air yang direka khas untuk kalis air lengkap dan kekal pada struktur konkrit besar-besaran. Ia tidak mengakibatkan karat pada wayar di dalam konkrit kerana ia tidak mengandungi kalsium klorida.

- ✓ Digunakan dalam campuran simen dan konkrit.

Colour / 颜色 / Warna

- Light Brown / 浅褐色 / Coklat Muda

Coverage / 覆盖面积 / Liputan

- 500ml / 50kg of cement

Packaging / 包装 / Bungkusan

- 4 litre, 20 litre, 200 litre



Technical Information

Colour	Light brown
Form	Liquid
Chloride content	Nil
Odour	Pleasant smell.
Drying time	30mins - 1 hour, depending on thickness applied.
Coverage	500ml PYE WATERPRUF to 50kg cements and mix will cover approx. 15.5 m ² at 6mm thickness.
Cleaning	Clean tools and equipment with water when wet.

Directions for Use 用法说明 / Cara penggunaan



PYE WATERPRUF should be first mixed with gauging water.
须先把适量的水份于
PYE WATERPRUF 混合。



Pour the right amount of mixer water into the cement mixer.
把适量的混合水份倒入搅拌机。



Add 50kg cement sand to mix thoroughly.
将50公斤水泥砂倒入均匀搅拌。



Ready apply directly to construction surface.
可直接涂佈在施工面上。

PYE PLAS

Mortar Plasticiser

砂浆塑化剂

Pemangkin Mortar



Mortar plasticiser which is free from chloride. It is a liquid admixture that conforms to BS 4887. It helps to reduce the amount of water used by 15-20 % to give greater plasticity and workability.

- ✓ Suitable for bedding / wall renderings.
- ✓ Can be used for floor screeds.

本产品是一种不含氯化物的砂浆塑化剂。它符合 BS4887标准的液体外加剂，混合洋灰时可减少使用15%至20%的水，从而提高可塑性和使用性。

- ✓ 适合于建筑基层或墙壁抹灰。
- ✓ 可用于楼面底层。

Pemangkin mortar yang bebas daripada klorida. Ia adalah satu cecair kimia yang mengikut piawaian BS 4887. Ia membantu mengurangkan penggunaan air sebanyak 15-20% untuk memberi hasil kerja simen yang lebih senang.

- ✓ Sesuai digunakan pada dinding.
- ✓ Boleh digunakan sebagai alas lantai.

Colour / 颜色 / Warna

- Dark Brown / 深褐色 / Coklat Gelap

Coverage / 覆盖面积 / Liputan

- 250ml / 50kg of cement

Packaging / 包装 / Bungkus

- 4 litre, 20 litre, 200 litre



Technical Information

Colour	Dark brown
Form	Liquid
Odour	Pleasant woody smell.

Directions for Use 用法说明 / Cara penggunaan



PYE PLAS should be first mixed with gauging water.
须先把适量的水份于 PYE PLAS 混合。



Pour the right amount of mixer water into the cement mixer.
把适量的混合水份倒入搅拌机。



Add 50kg cement sand to mix thoroughly.
将50公斤水泥砂倒入均匀搅拌。



Ready apply directly to construction surface.
可直接涂佈在施工面上。

PYE ACRYL-CM

Bonding Agent for Cement

加强洋灰粘结剂

Agen Ikatan Untuk Simen



A specially formulated white liquid cement modifier made from high performance acrylic polymers. It is designed for use as a high strength admixture and bonding agent for Portland cement. It provides improved resistance to impact, abrasion, moisture and attack by acids and other water-soluble chemicals. The acrylic bond coat retains its adhesive strength even under damp exterior conditions.

- ✓ Excellent for bonding new concrete to existing floors and walls.
- ✓ For bonding sound surfaces such as metal or brick.

本产品是一种特别配制的白色液体以改良洋灰的高性能丙烯酸聚合物。它是用于提高混合物的撞击力和洋灰的粘性。它提供改良后的耐撞击、抗磨损、抗潮湿和抗酸性液体或其它水溶性化学品侵袭。本品亦能保持其粘性，即使是潮湿的外部。

- ✓ 适用于新混凝土或现有的地板和墙壁的粘性。
- ✓ 可粘良好的表面如金属或砖块。

Cecair kimia putih yang direka khas daripada akrilik yang berkualiti. Ia berkuasa tinggi dan adalah agen ikatan untuk simen Portland. Ia memberi ketahanan ekstra terutama dalam keadaan yang lembab.

- ✓ Sesuai digunakan sebagai agen ikatan untuk campuran konkrit untuk kegunaan lantai dan dinding.
- ✓ Untuk ikatan permukaan seperti besi dan batu bata.

Colour / 颜色 / Warna

- White / 白色 / Putih

Coverage / 覆盖面积 / Liputan

- 250ml / 50kg of cement

Packaging / 包装 / Bungkusan

- 4 litre, 20 litre, 200 litre



Technical Information

Colour	White
Form	Milky liquid
Odour	Pleasant sweet smell.
Adhesion	Increases compressive, bond and flexural strength of concrete to steel.
Drying time	30mins - 1 hour
Coverage	250ml PYE ACRYL CM in 50kg cement/ sand mix will cover approx. 15.5 m ² at 6mm thickness.
Cleaning	Clean tools and equipment with water when wet.

Directions for Use 用法说明 / Cara penggunaan



PYE ACRYL-CM should be first mixed with gauging water.
须先把适量的水份于
PYE ACRYL-CM 混合。



Pour the right amount of mixer water into the cement mixer.
把适量的混合水份倒入搅拌机。



Add 50kg cement sand to mix thoroughly.
将50公斤水泥砂倒入均匀搅拌。



Ready apply directly to construction surface.
可直接涂佈在施工面上。

PYE TILE-BOND 168

Cement Tile Adhesive

Bonding Additive

洋灰瓷砖粘结添加剂

Peningkat Ikatan Jubin Simen



A acrylic based additive and specially formulated to improve the bonding and adhesion strength of thin and medium bed adhesive mortars applications.

- ✓ Enhancing bonding strength of cement based tile adhesive.

本产品是采用丙烯酸基特别配制的添加剂。它可轻微或中等的提高砂浆的粘性。

- ✓ 可提高洋灰安装瓷砖时的粘性。

Sejenis bahan tambahan berasakan akrilik dirumus khas untuk meningkatkan kuasa ikatan dan lekatan lapisan mortar yang nipis dan sederhana.

- ✓ Menambahkan kuasa ikatan jubin berasakan simen.

Colour / 颜色 / Warna

- Milky White / 乳白色 / Putih Susu

Coverage / 覆盖面积 / Liputan

- Use as required / 根据需要使用 / Mengikut keperluan

Packagine / 覆盖面积 / Liputan

- 4 litre, 18 litre



Technical Information

Colour	Milky white
Form	Liquid
Odour	Pleasant sweet smell.
Adhesion	Increases compressive, bond and flexural strength of concrete.
Coverage	Use as required
Safety	Avoid contact with skin and eyes. Seek medical advice if swallowed. Keep out of reach of children.
Cleaning	Clean tools and equipment with water when wet.

Directions for Use 用法说明 / Cara penggunaan



Add **PYE ACRYL-BOND 128** to mix with gauging water.
将适量的水份于 **PYE ACRYL-BOND 128** 混合。



Add 50kg cement sand to mix container.
将50公斤水泥砂倒入桶里混合。



Mix thoroughly.
将材料均匀搅拌。



Apply directly to construction surface by using cement knife.
用水泥刀均匀涂布在施工面上。

PYE SBR-BOND

Multipurpose Latex Admixture

多用途粘結劑

Campuran Lateks Serbaguna



A specially formulated Styrene - Butadiene Resin (SBR) multipurpose bonding agent to improve adhesion for various interior and exterior building application areas including swimming pools.

- ✓ Bonding agent for modifier such as cement and mortar.
- ✓ Water resistance for cement sand mix.
- ✓ Acts as primer prior to fixing of ceramic tiles.

本产品是一种特殊配制的多用途粘結劑。它含有苯乙烯-丁二烯树脂来加强粘性。它可用于各种室内或室外的建筑, 包括泳池。

- ✓ 适用于洋灰和砂浆。
- ✓ 使三合土有防水功效。
- ✓ 可用于安装瓷磚。

Agen ikatan serbaguna yang direka dengan Resin Styrene - Butadiene (SBR) untuk kegunaan dalaman dan luaran bangunan.

- ✓ Agen ikatan untuk simen dan mortar.
- ✓ Penahan air untuk campuran simen dan pasir.
- ✓ Berguna sebagai primer sebelum memasang jubin-jubin seramik.

Colour / 顏色 / Warna

- White / 白色 / Putih

Coverage / 覆盖面积 / Liputan

- 250ml / 50kg of cement

Packaging / 包裝 / Bungkusan

- 4 litre, 20 litre, 200 litre



Technical Information

Colour	White
Form	Milky liquid
Odour	Pleasant sweet smell.
Adhesion	Increases compressive, bond and flexural strength of concrete to steel.
Drying time	30mins - 1 hour
Coverage	250ml PYE SBR-BOND in 50kg cement/ sand mix will cover approx. 15.5 m ² at 6mm thickness.
Cleaning	Clean tools and equipment with water when wet.

Directions for Use 用法說明 / Cara penggunaan



Add **PYE SBR-BOND** to mix with gauging water.
将适量的水份于 **PYE SBR-BOND** 混合。



Add 50kg cement sand to mix container.
将50公斤水泥砂倒入桶里混合。



Mix thoroughly.
将材料均匀搅拌。



Apply directly to construction surface by using cement knife.
用水泥刀均匀涂佈在施工面上。

PYE ACRYL-BOND 128

Cement Bonding Additive

洋灰粘结添加剂

Peningkat Ikatan Simen



A acrylic based additive and specially formulated to improve the bonding and adhesion strength of thin and medium bed adhesive mortars applications.

- ✓ Enhancing bonding strength of cement based tile adhesive.

本产品是采用丙烯酸基特别配制的添加剂。它可轻微或中等的提高砂浆的粘性。

- ✓ 可提高洋灰安装瓷砖时的粘性。

Sejenis bahan tambahan berasaskan akrilik dirumus khas untuk meningkatkan kuasa ikatan dan lekatan lapisan mortar yang nipis dan sederhana.

- ✓ Menambahkan kuasa ikatan jubin berasaskan simen.

Colour / 颜色 / Warna

- Milky White / 乳白色 / Putih Susu

Coverage / 覆盖面积 / Liputan

- Use as required / 根据需要使用 / Mengikut keperluan

Packaging / 包装 / Bungkus

- 4 litre, 18 litre



Technical Information

Colour	Milky white
Form	Liquid
Odour	Pleasant sweet smell.
Adhesion	Increases compressive, bond and flexural strength of concrete.
Coverage	Use as required
Safety	Avoid contact with skin and eyes. Seek medical advice if swallowed. Keep out of reach of children.
Cleaning	Clean tools and equipment with water when wet.

Directions for Use 用法说明 / Cara penggunaan



Add **PYE ACRYL-BOND 128** to mix with gauging water.
将适量的水份于 **PYE ACRYL-BOND 128** 混合。



Add 50kg cement sand to mix container.
将50公斤水泥砂倒入桶里混合。



Mix thoroughly.
将材料均匀搅拌。



Apply directly to construction surface by using cement knife.
用水泥刀均匀涂布在施工面上。

PYE CEM

Cement Based Paint

洋灰漆

Cat Simen Kalis Air



White or pigmented finish that provides a water-repellent decorative coating for exterior or interior surfaces.

- ✓ Supplied in powder form, only add water prior to use.
- ✓ It forms rock hard waterproofing finish for walls and ceilings.
- ✓ Available in 18 colours including white.

本产品是一种白色或染色的装饰漆料，它提供防水作用，适用于室内或室外表面。

- ✓ 本品是粉末状，适用前需加水。
- ✓ 对墙壁或天花板形成坚硬的防水层。
- ✓ 共有18种颜色包括白色供选择。

Cat berasaskan simen yang mudah diguna. Ia menawarkan satu lapisan hiasan yang kalis air pada permukaan luaran dan dalaman.

- ✓ Dalam bentuk serbuk, hanya tambahkan air sebelum guna.
- ✓ Menjadi keras seperti batu apabila kering.
- ✓ Terdapat dalam 18 warna termasuk putih.

Colour / 顏色 / Warna

- 18 Colours Including White / 18种颜色和白色 / 18 Jenis warna termasuk putih

Coverage / 覆盖面积 / Liputan

- 2.5 - 5 m² / kg

Packaging / 包装 / Bungkusan

- 10kg, 25kg



Technical Information

Colour	Refer to colour card.
Texture	Matt finish
Odour	Odourless when dry.
Drying time	Touch dry: 2 hours Hard dry: 8 hours
Recoating time	8 hours
Form	Powder
Coverage	2.5 - 5.0 m ² / kg
Bulk density	1.05 - 1.10g / cm ³
Thinning	Water

Directions for Use 用法說明 / Cara penggunaan



Add 1 volume of water : 2 volumes of **PYE CEM** to mix container.
将1份水：2份 **PYE CEM** 倒入桶里混合。



Mix thoroughly.
将材料均匀搅拌。



Apply directly to construction surface by using brush, roller or spray method.
用滚筒或刷子均匀涂佈在施工面上。



Finished.
完成。

PYE NON-SHRINK GROUT HS

Non-Shrink Cementitious High Strength and Performance Grout

楼板坚硬洋灰

Bersimen Kekuatan Tinggi Tidak Kecut dan Prestasi Grout



Premix cementitious non-shrink high strength grout that is specially formulated using white Portland cement and sand with set regulating and reactive chemical agents to provide a high impact, early high strength, good flowability and shrinkage compensated high performance grout.

- ✓ Can be used to correct surface imperfection prior to coating or painting.
- ✓ For repairing and patching old or spalling concrete.

本产品可用于修复或修补损坏或剥落的旧灰泥墙表面。它也可被用作填补或填平混凝土表面,它亦提供防水作用,而且容易使用。

- ✓ 可用于鬆漆或涂层前填补不完的表面。
- ✓ 可修复或修补旧灰泥墙或剥落灰泥。

Grout kekuatan tinggi premix simen yang tidak mengecut yang dirumus khas menggunakan Portland putih simen dan pasir dengan set pengatur dan reaktif agen kimia untuk memberikan impak tinggi, tinggi awal kekuatan, aliran yang baik dan penyusutan yang rendah grout prestasi tinggi.

- ✓ Dapat digunakan untuk memperbaiki ketidak sempurnaan permukaan sebelum salutan atau mengecat.
- ✓ Untuk membaiki dan menampal konkrit lama atau spalling.

Colour / 顏色 / Warna

- White / 白色 / Putih

Coverage / 覆盖面积 / Liputan

- 0.25 m² / kg

Packaging / 包裝 / Bungkus

- 25kg



Properties

The following results were obtained at fluid consistency of 4.2 litres of water per 25kg bag.

Test method for typical result

Compressive strength (ASTM C 942 - 99 (2004)):

1 day = 22.9 N / mm²

7 days = 49.2 N / mm²

28 days = 62.2 N / mm²

Flow characteristics (Flow table): 270mm

Setting time

(ASTM C191):

Initial set: Approximately 3.5 hours

Technical Information

Colour	Grey
Cleaning	Clean tools with water immediately after use.

Directions for Use 用法說明 / Cara penggunaan



Pour the right amount of water into the cement mixer.
把适量的水份倒入搅拌机。



Add Premix cementitious to mix thoroughly.
将添加预混料水泥倒入均匀搅拌。



Apply directly to construction surface by using trowel.
用抹子均匀涂佈在施工面上。



Finished.
完成。

PYE NON-SHRINK GROUT HF

Non-Shrink Cementitious Flowable Grout
 楼板坚硬洋灰

Bersimen Tidak Kecut Pengaliran Grout



Specially formulated with dry blend of cement and sand with set regulating and reactive chemical agents to provide a high impact, high early strength good flowability and shrinkage compensated flowable grout.

- ✓ Grouting of machine bases, column bases (precast concrete) anchor bolts, similar grouting applications.

本产品是一种比普通洋灰更加粘性及坚固的洋灰。使用后,能够提供表面抗磨损失和各种撞击。它是由洋灰增望剂及化学品制成。

- ✓ 可用于机器底座, 轨底支撑和裂口。预制施工中的柱, 混凝土锚固, 桥体支座, 洞穴, 沟缝, 凹外等。

Produk ini lebih keras dan lebih lekat daripada simen biasa. Selepas digunakan, ia boleh membekalkan permukaan yang lebih tahan lama, lebih kukuh, tahan lasak, dan hentaman. Ia mengandungi bahan kimia dan simen plaster.

- ✓ Sesuai digunakan di atas permukaan simen dan konkrit

Colour / 颜色 / Warna
 • Grey / 灰色 / Kelabu

Coverage / 覆盖面积 / Liputan
 • 1.68kg / m² / mm

Packaging / 包装 / Bungkusan
 • 25kg



Technical Information

Colour	Grey
Adhesion	Excellent adhesion
Shrinkage	Compensated shrinkage
Cleaning	Clean tools with water immediately after use.

Performance Data

Consistency	Compressive strength (N / mm ²)		
	7 day	14 days	28 days
Flowable	32	40	44

Directions for Use 用法说明 / Cara penggunaan



Pour the right amount of water into the cement mixer.
 把适量的水份倒入搅拌机。



Add Premix cementitious to mix thoroughly.
 将添加预混料水泥倒入均匀搅拌。



Apply directly to construction surface.
 把添加预混料水泥倒入一个木制底座周围模型里。



Finished.
 完成。

Brick Wall Construction Process

砖墙建造过程

Proses Pemasangan Dinding Bata

Brick Laying

砌块砖 / Pemasangan Dinding Bata



After
3 days /
3 天后 /
Selepas
3 hari

Plastering Cement

抹灰泥 / Plaster Simen



After
7 days /
7 天后 /
Selepas
7 hari

Continous
with /
连续 /
Berterusan
dengan

Skim Base Coat / 抹底层泥 / Lapisan Dasar



Skim Finish Coat

抹滑面泥 / Lapisan Kemas

After
14 days /
14 天后 /
Selepas
14 hari



Painting

上漆 / Menyapu Cat

Laying Thickness Wall

墙面铺设厚度

Ketebalan Lapisan Dinding disyorkan

Application guide for brick wall plastering & rendering

砖墙抹灰泥施工步骤 / *Panduan aplikasi plaster & memasang dinding bata*



Mark required thickness with level pegs.
用灰饼标记所需的厚度。



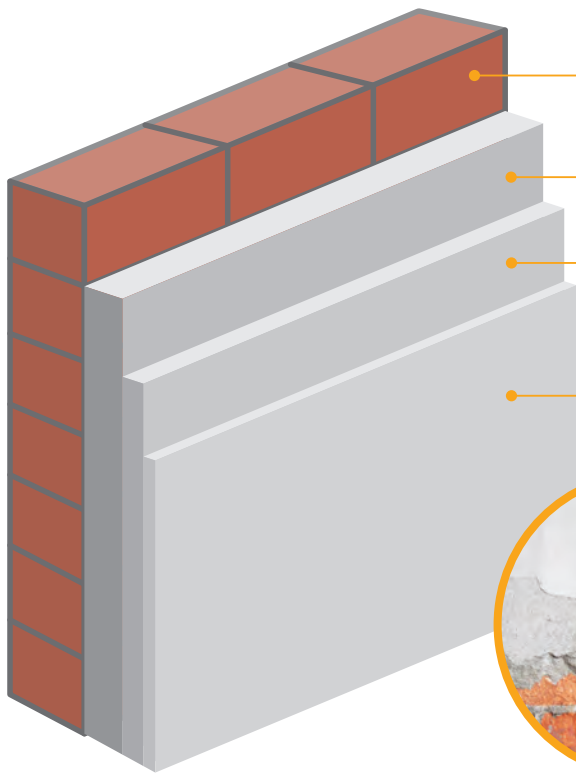
Plaster first layer max 12mm thick per layer.
第一层抹灰厚度12mm厚的护墙板。



Plaster second layer (5-10mm).
第二层抹灰厚度 (5-10mm)。



Level the surface with a long wooden float.
用长木抹子均匀涂布在施工面上。



Brick Laying

砌块砖墙 / *Pemasangan Dinding Bata*

Plastering (20 mm)

抹灰泥 / *Plaster*

Skim Base Coat (3-5 mm)

抹底层泥 / *Lapisan Dasar*

Skim Finish Coat (1-2 mm)

抹滑面泥 / *Lapisan Kemasan*



Laying Wall Plastering

墙面铺设

Lapisan Plaster Dinding

Application guide for internal & external wall skim coating

内外墙抹灰泥施工步骤 / *Panduan aplikasi lapisan dinding dalaman & luaran*



Level internal surface with base coat.
第一层用抹子拉平内墙表面。



Smoothen internal surface with top coat.
第二层用抹子拉平使墙面便顺滑。



Level and smoothen external surface with steel trowel.
第一步用抹子拉平外墙表面。



Sponge the external surface for a texture finishes.
第二步用海绵洗出沙粒墙面。

PYE MORTAR GP

Modified Cementitious Adhesive

灰泥粘性改良剂

Perekat Berasaskan Simen



A polymer modified cement based multipurpose mortar that can be used as a brick/ block adhesive, wall plaster and/or backing screed for tiles. It is designed for a single application thickness of 6 - 20 mm.

- ✓ To be used on concrete cement rendered walls, hollow blocks, aerated light weight concrete and brick walls.

本产品是一种聚合物改良的多用途灰泥，它可用于粘结砖或空心砖、使用于墙壁抹灰或安装砖墙。只需施工一层，厚度为6至20毫米。

- ✓ 适用于混凝土、洋灰墙、混凝土嵌板、空心砖或砖墙。

Mortar multi-kegunaan dengan polimer diubahsuai yang boleh digunakan sebagai perekat bata atau blok, plaster dinding dan jubin. Ia digunakan dengan ketebalan 6 - 20 mm.

- ✓ Sesuai untuk bata kalsium silika, panel konkrit dan blok konkrit ringan.

Colour / 颜色 / Warna

- Grey / 灰色 / Kelabu

Coverage / 覆盖面积 / Liputan

- Brick Laying / 砌块砖 / Pemasangan Batu Bata 32kg / 10 mm joint
- Concrete Panel / 混凝土面板 / Panel Konkrit 0.55kg / 3 mm / m run
- Concrete Block / 混凝土砌块 / Blok Konkrit 1.25kg / m² / mm

Packaging / 包装 / Bungkus

- 25kg, 40kg



Technical Information

Colour	Light grey
Recommended thickness	4 - 12mm
Form	Powder
Coverage	
Brick laying	Aprox. 32kg / 10mm joint
Concrete panel	Aprox. 0.55kg / 3mm / m run
Concrete block	Aprox. 1.25kg / m ² / mm
Pot life	2 - 3 hours
Yield	Approx. 7 - 8 liters of clean water to a 40kg bag
Cleaning	Clean tools with clean water.

Directions for Use 用法说明 / Cara penggunaan



Pour the right amount of water into the cement mixer.
把适量的水份倒入搅拌机。



Add Premix cementitious to mix thoroughly.
将添加预混料水泥倒入均匀搅拌。



Apply directly to construction surface by using masonry cement knife.
用水泥刀均匀涂佈在施工面上。



Finished.
完成。

PYE WALCOAT

Finish Coat for Plastered Surfaces

灰泥表面终饰层

Kemasan Untuk Permukaan Plaster



A polymer modified cement based finish plaster coat specially designed for the application onto freshly plastered cement mortar with a single application of 1-2 mm. It reduces shrinkage cracks and gives a high quality plaster surface. It must be applied when the base plaster substrate has not achieved its full curing. Suitable for either painting, wallpapering or simply as a finish surface.

- ✓ To be used on wet mortar or skim coat surfaces only.
- ✓ Ceramic tiles or natural stones can be fixed on PYE WALCOAT 201 finished surface.

本产品是一种特制聚合体灰泥，它具有多种混合灰泥功能專为钙酸盐砖，混凝土嵌板所制。它耐力功能和调正有缺陷表面能够减少收缩裂缝，大约1-2毫米，然後涂上漆或粘墙纸。

- ✓ 主要应用为代替一般洋灰。
- ✓ 可安装该终层瓷砖或天然石块。

Lapisan kemasan plaster dengan polimer diubahsuai yang berasaskan simen, direka khas untuk aplikasi permukaan yang baru diplaster dengan memberikan permukaan kemasan yang licin dan berkualiti hanya dengan satu penyapuan ketebalan 1-2 mm. Permukaan mesti separuh kering apabila aplikasi. Sesuai untuk permukaan yang dicat, kertas dinding atau sebagai permukaan siap.

- ✓ Untuk kegunaan pada mortar separa kering atau skim coat basah.
- ✓ Jubin seramik atau batu semulajadi boleh dipasang ke atas permukaan plaster PYE WALCOAT 201.

Colour / 顏色 / Warna
• Grey / 灰色 / Kelabu

Coverage / 覆盖面积 / Liputan
• 1.2 - 1.3 / kg / m² / mm

Packaging / 包裝 / Bungkusan
• 25kg, 40kg



Technical Information

Colour	Grey
Recommended thickness	1 - 3mm
Form	Powder
Binder	Cement
Coverage	As per test report enclosed.
Pot life	2 - 3 hours
Yield	Approx. 7 litres of water per 25kg bag.
Cleaning	Clean all equipment with water.
Fire hazard	Does not spread/ support fire.


Directions for Use 用法說明 / Cara penggunaan



Add about 7 litres of water to 25kg of PYE WALCOAT 201 into mix container and mix thoroughly.
将约7公升水与25kg PYE WALCOAT 201 倒入桶里混合，将材料均匀搅拌。



Apply directly to construction surface by using spatula.
用抹子均匀涂佈在施工面上。



Finished.
完成。

PYE FIL (B.P.W.321)

Base Plaster White

白色底层灰泥

Plaster Asas Putih



A polymer modified cement based white skim coat, specially designed to correct surface alignment and imperfections, with a single application thickness of 2-4 mm.

- ✓ To be used on concrete, rendered wall, hollow block, and aerated light weight block.
- ✓ Ceramic tiles or natural stones can be fixed on PYE FIL finished surface.

本产品是一种聚合物改良的白色底层灰泥。经过特别设计，它可纠正表面不完善之处。每层厚度为2至4毫米。

- ✓ 可用混凝土、抹灰墙、空心砖或轻砖。
- ✓ 瓷砖或天然石块可安装于终层灰泥表面。

Lapisan dasar "skim coat" putih dengan polimer diubahsuai yang berasaskan simen, direka khas untuk memperbaiki jajaran dan kecacatan permukaan hanya dengan satu penyapuan ketebalan 2-4 mm.

- ✓ Digunakan pada panel konkrit / simen, blok rongga ringan atau permukaan plaster skim.
- ✓ Jubin seramik atau batu semulajadi boleh dipasang ke atas permukaan PYE FIL.

Colour / 顏色 / Warna

- White / 白色 / Putih

Coverage / 覆盖面积 / Liputan

- 1.35kg / m² / mm

Packaging / 包装 / Bungkusan

- 25kg, 40kg



Technical Information

Colour	BPW 321-White
Recommended thickness	2 - 4mm
Form	Powder
Pull out test	As per test report enclosed.
Coverage	1.25kg / mm / m ²
Pot life	2 - 3 hours
Yield	Approx. 8.5 - 9 litres of water per 25kg bag.
Cleaning	Clean all equipment with water.
Fire hazard	Does not spread/ support fire.


Directions for Use 用法說明 / Cara penggunaan



Add about 8.5 litres of water to 25kg of **PYE FIL 321** into mix container and mix thoroughly.
将约8.5公升水与25kg **PYE FIL 321** 倒入桶里混合，将材料均匀搅拌。



Apply directly to construction surface by using spatula.
用抹子均匀涂佈在施工面上。



Finished.
完成。

PYE FIL (W.F.221)

Spray Plaster White Finish

白色终层灰泥

Plaster Sembur Kemasan Putih

A polymer modified cement based white finish coat skim coat, specially designed to provide a high quality smooth surface finish, with a single application thickness of 1-2 mm. Suitable for either painting, wall papering or simply as a finished surface.

- ✓ To be used on concrete / cement panel, aerated light weight block or skim plastered surfaces.
- ✓ Ceramic tiles or natural stones can be fixed on PYE FIL finished surface.

本产品是一种聚合物改良的白色终层灰泥。经过特别设计，它可提高墙面的质量使它更加光滑，每层厚度为1至2毫米。施工后，它可刷上漆料或粘上墙纸等。

- ✓ 可用于混凝土、水泥板、混凝土砖或灰泥表面。
- ✓ 瓷砖或天然石块可安装于终层灰泥表面。

Lapisan kemasan "skim coat" putih dengan polimer diubahsuai yang berasaskan simen, direka khas untuk memberi permukaan kemasan yang licin dan berkualiti tinggi dengan ketebalan 1-2 mm. Sesuai untuk kerja mengecat, kertas dinding atau dibiarkan sebagai kemasan.

- ✓ Digunakan pada panel konkrit / simen, blok rongga ringan atau permukaan plaster skim.
- ✓ Jubin seramik atau batu semulajadi boleh dipasang ke atas permukaan PYE FIL.

Colour / 颜色 / Warna

- White / 白色 / Putih

Coverage / 覆盖面积 / Liputan

- 1.21kg / m² / mm

Packaging / 包装 / Bungkus

- 25kg



Technical Information

Colour	WF 221-White
Recommended thickness	1 - 2mm
Form	Powder
Pull out test	As per test report enclosed.
Coverage	1kg / mm / m ²
Pot life	2 - 3 hours
Yield	Approx. 11 - 12 litres of water per 25kg bag.
Cleaning	Clean all equipment with water.
Fire hazard	Does not spread/ support fire.


Directions for Use 用法说明 / Cara penggunaan



Add about 11 litres of water to 25kg of PYE FIL 221 into mix container and mix thoroughly.
将约11公升水与25kg PYE FIL 221 倒入桶里混合，将材料均匀搅拌。



Apply directly to construction surface by using spatula.
用抹子均匀涂布在施工面上。



Finished.
完成。

PYE FIL (B.P.G.521)

Base Plaster Grey

灰色底层泥

Plaster Asas Kelabu



A polymer modified cement based grey base coat skim coat, specially designed to correct surface alignment and imperfections, with a single application thickness of 2-4 mm.

- ✓ To be used on concrete, rendered wall, hollow block, and aerated light.
- ✓ Ceramic tiles or natural stones can be fixed on PYE FIL finished surface.

本产品是一种聚合物所改良的灰色底层泥。经过特别设计，它可纠正表面不完善之处，厚度大约2至4毫米。

- ✓ 可用于混凝土、抹灰墙、空心砖或混凝土砖。
- ✓ 可用灰泥安装瓷砖或天然石等。

Lapisan dasar "skim coat" putih dengan polimer diubahsuai yang berasaskan simen, direka khas untuk membaiki jajaran dan kecacatan permukaan. Hanya dengan satu penyapuan ketebalan 2-4 mm.

- ✓ Digunakan pada panel konkrit / simen, blok rongga ringan atau permukaan plaster skim.
- ✓ Jubin seramik atau batu semulajadi boleh dipasang ke atas permukaan PYE FIL.

Colour / 顏色 / Warna

- Grey / 灰色 / Kelabu

Coverage / 覆盖面积 / Liputan

- 1.32kg / m² / mm

Packaging / 包裝 / Bungkusan

- 25kg, 40kg



Technical Information

Colour	BPG 521-Grey
Recommended thickness	2 - 4mm
Form	Powder
Pull out test	As per test report enclosed.
Coverage	1.25kg / mm / m ²
Pot life	2 - 3 hours
Yield	Approx. 8.5 - 9 litres of water per 25kg bag.
Cleaning	Clean all equipment with water.
Fire hazard	Does not spread/ support fire.


Directions for Use 用法說明 / Cara penggunaan



Add about 8.5 litres of water to 25kg of **PYE FIL 521** into mix container and mix thoroughly.
将约8.5公升水与25kg **PYE FIL 521** 倒入桶里混合，将材料均匀搅拌。



Apply directly to construction surface by using trowel.
用抹子均匀涂佈在施工面上。



Finished.
完成。

PYE FIL (G.F.621)

Spray Plaster Grey Finish

灰色滑面泥

Plaster Sembur Kemasan Kelabu



A polymer modified cement based grey finish coat skim coat, specially designed to provide high quality smooth surface finish, with a single application thickness of 1-2 mm. Suitable for either painting, wall papering or simply as a finish surface.

- ✓ To be used on concrete / cement panel, aerated light weight block or skim plastered surfaces.
- ✓ Ceramic tiles or natural stones can be fixed on PYE FIL finished surface.

本产品是一种聚合物所改良, 用于表面层灰色泥, 可提高墙面的质量和光滑厚度为1至2毫米, 然后可刷上漆料或粘墙纸等。

- ✓ 可用于混凝土、水泥板、混凝土砖或灰泥表面。
- ✓ 也可安装瓷砖, 天然石或上漆料等。

Lapisan kemasan "skim coat" kelabu dengan polimer diubahsuai yang berasaskan simen, direka khas untuk memberi kemasan yang licin dan berkualiti tinggi dengan penyapuan ketebalan 1-2 mm. Sesuai untuk permukaan yang dicat, kertas dinding atau sebagai permukaan siap.

- ✓ Boleh digunakan pada panel konkrit / simen, blok rongga ringan atau permukaan plaster skim.
- ✓ Jubin seramik atau batu semulajadi boleh dipasang ke atas permukaan PYE FIL.

Colour / 颜色 / Warna

- Grey / 灰色 / Kelabu

Coverage / 覆盖面积 / Liputan

- 1.21kg / m² / mm

Packaging / 包装 / Bungkus

- 25kg



Technical Information

Colour	GF 621-Grey
Recommended thickness	1 - 2mm
Form	Powder
Pull out test	As per test report enclosed.
Coverage	1kg / mm / m ²
Pot life	2 - 3 hours
Yield	Approx. 11 - 12 litres of water per 25kg bag.
Cleaning	Clean all equipment with water.
Fire hazard	Does not spread/ support fire.


Directions for Use 用法说明 / Cara penggunaan



Add about 11 litres of water to 25kg of PYE FIL 621 into mix container and mix thoroughly.
将约11公升水与25kg PYE FIL 621 倒入桶里混合, 将材料均匀搅拌。



Apply directly to construction surface by using spatula.
用抹子均匀涂布在施工面上。



Finished.
完成。

PYE PREMIX PLASTER N21

Ready Mixed Thick Plaster

预混合洋灰泥

Plaster Tebal Siap Digaul



PYE FIL N21 spray plasters are cement based filling and leveling plasters formulated with special chemical additives to provide good workability, improved adhesion and durability. PYE FIL N21 assists in correcting surface imperfections. Ceramic tiles and natural stones can be fixed on a PYE FIL N21 finished surface.

- ✓ Suitable for concrete, rendered wall, hollow block, aerated light weight block, calcium silicate and brick walls.

本产品是新配方含有特别化学剂, 提供良好和易性也提高附着力和耐久性水泥, 大约厚度10至20毫米。

- ✓ 适用于混凝土、渲染墙、空心砌块、加气轻质块、硅酸钙和砖墙。

PYE FIL N21 plaster semburan adalah simen pengisian dan perataan yang mengadungi bahan kimia khas untuk memberikan kualiti kerja yang baik, lebih lekatan dan ketahanan. PYE FIL N21 boleh digunakan untuk meratakan permukaan yang tidak sempurna. Jubin seramik dan batu alam boleh dilekat dipermukaan PYE FIL N21.

- ✓ Sesuai untuk konkrit, dinding yang diberikan, blok berongga, berudara blok ringan, kalsium silikat dan batu dinding.

Colour / 颜色 / Warna

- Light Grey / 浅灰色 / Kelabu Celar

Coverage / 覆盖面积 / Liputan

- 1.55 - 1.60kg / m² / mm

Packaging / 包装 / Bungkusan

- 25kg, 40kg



Technical Information

Colour	Light Grey
Recommended thickness	8 - 15mm
Form	Powder
Coverage	As per test report enclosed.
Pot life	2 - 3 hours
Yield	Approx. 5 - 6 liters of clean water to a 40kg bag.
Cleaning	Clean all equipment with water.

Directions for Use 用法说明 / Cara penggunaan



Pour the right amount of water into the cement mixer.
把适量的水份倒入搅拌机。



Add Premix Render and mix thoroughly.
将添加预混料水泥倒入均匀搅拌。



Apply directly to construction surface by using trowel.
用抹子均匀涂佈在施工面上。



Finished.
完成。

PYE PREMIX PLASTER 921

Ready Mixed Thin Plaster

预混合洋灰泥

Plaster Siap Gaul



A polymer modified cement based thin render, specially designed to correct major surface alignment and imperfections, with a single application thickness of 4-10 mm. Can be troweled to sponge finish.

- ✓ To be used on concrete, cement rendered wall, hollow block, brick walls and aerated light weight block.
- ✓ Ceramic tiles and natural stones can be fixed on finished surface.

本产品是一种聚合物经过改良的预混合灰泥，主要助于纠正表面的不完善。使用厚度大约4至10毫米。掺水后即可使用，可用海绵施工。

- ✓ 适用于混凝土、洋灰墙、空心砖等。
- ✓ 施工后可安装瓷砖或天然石等。

Lapisan simen polimer nipis yang diubahsuai khas untuk membaiki jajaran dan permukaan yang tidak rata, dengan ketebalan 4-10mm untuk setiap aplikasi. Ia boleh dikulir dan dispan.

- ✓ Sesuai digunakan untuk konkrit, dinding buatan, blok rongga dan block rongga ringan.
- ✓ Jubin seramik atau batu semulajadi boleh dipasang ke atas permukaan plaster.

Colour / 颜色 / Warna

- Grey / 灰色 / Kelabu

Coverage / 覆盖面积 / Liputan

- 1.65kg / m² / mm

Packaging / 包装 / Bungkusan

- 3kg, 40kg



Technical Information

Colour	Light Grey
Recommended thickness	5 - 10mm
Form	Powder
Coverage	As per test report enclosed.
Pot life	2 - 3 hours
Yield	Approx. 7 - 8 liters of clean water to a 40kg bag.
Cleaning	Clean all equipment with water.

Directions for Use 用法说明 / Cara penggunaan




Pour the right amount of water into the cement mixer.
把适量的水份倒入搅拌机。



Add Premix Render and mix thoroughly.
将添加预混料水泥倒入均匀搅拌。



Apply directly to construction surface by using trowel.
用抹子均匀涂佈在施工面上。



Finished.
完成。

PYE FIL 821

Exterior Spray Plaster Finish

室外终层灰泥

Kemasan Plaster Sembur



A polymer modified cement based waterproof finish coat skim coat, specially designed for exterior application to provide high quality smooth surface finish, at a single application of 1-2 mm.

- ✓ To be used on concrete, cement rendered wall, hollow block, brick walls and aerated light weight block.
- ✓ Ceramic tiles and natural stones can be fixed on finished surface.

本产品是一种特制室外防水灰泥。具有良好塑性及粘合性和耐力功能厚度大约1-2毫米。

- ✓ 适用于混凝土、洋灰墙、空心砖、砖墙或混凝土砖。
- ✓ 施工后也可安装瓷砖或天然石等。

Lapisan kemasan "skim coat" kalis air dengan polimer diubahsuai yang berasaskan simen, direka khas untuk aplikasi luaran dengan memberikan permukaan kemasan yang licin dan berkualiti hanya dengan satu penyapuan ketebalan 1-2 mm. Sesuai untuk permukaan yang dicat, kertas dinding atau sebagai permukaan siap.

- ✓ To be used on concrete, cement rendered wall, hollow block, brick walls and aerated light weight block.
- ✓ Cera

Colour / 颜色 / Warna

- Grey, White / 灰色、白色 / Kelabu, Putih

Coverage / 覆盖面积 / Liputan

- 1.03kg / m² / mm

Packaging / 包装 / Bungkusan

- 25kg



Technical Information

Colour	Grey
Form	Powder
Coverage	1.2 - 1.5kg/m ² /mm thickness
Pot life	2 - 3 hours
Yield	Approx. 11-12 litres of water per 25kg bag.
Cleaning	Clean all equipment with water.
Fire hazard	Does not spread/ support fire.


Directions for Use 用法说明 / Cara penggunaan



Add about 8.5 litres of water to 25kg of **PYE FIL 821** into mix container and mix thoroughly.
将约8.5公升水与25kg **PYE FIL 821** 倒入桶里混合, 将材料均匀搅拌。



Apply directly to construction surface by using spatula.
用抹子均匀涂布在施工面上。



Finished.
完成。

Screeding and Tiling Solutions for Walls & Floors

水泥砂浆和墙地瓷砖板找平方法

Screed dan Jubin Untuk Pemasangan Pada Dinding dan Lantai

Application guide for screeding

地台施工步骤 / Panduan aplikasi screed



Mark required thickness with level pegs.
用灰饼标记所需的厚度。



Apply PYE Floor Screed and level out with a square trowel.
第一步驟用抹子拍打，讓水泥砂密實。



Level the surface with an aluminum paver screed.
第二步驟用刮尺，除不平整的水泥砂。



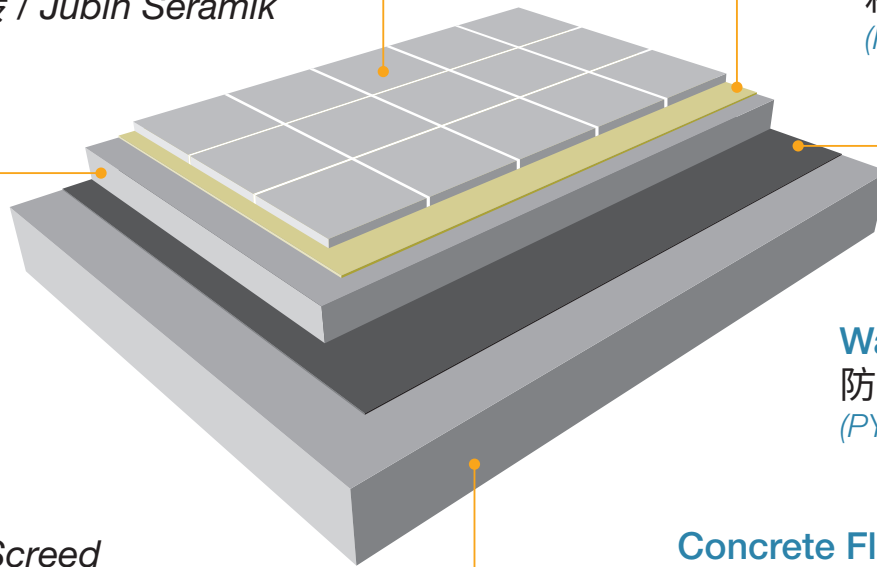
Finished.
完成。

Ceramic Tile

瓷磚 / *Jubin Seramik*

Adhesive

粘劑 / *Perekat*
(*PYE Tile Adhesive*)



Screeding

水泥砂浆 / *Screed*
(*PYE Floor Screed*)

Waterproofing

防水 / *Kalis Air*
(*PYE Waterproofing*)

Concrete Floor

混凝土地板 / *Lantai Konkrit*

Application guide for tiling walls and floors

牆壁和地板瓷磚施工步骤 / Panduan aplikasi Jubin dinding dan lantai



Apply adhesive uniformly with trowel onto the wall or floor substrate.
用抹刀將粘劑均勻塗抹在牆壁或地板上。



Also apply a thin layer of adhesive on the reverse side of the tiles.
將瓷磚的背面塗上一層薄薄的粘劑。



Lay the tiles on the wall or floor substrate and adjust accordingly.
將瓷磚鋪設在牆壁或地板上逐步調整。



Secure the tiles with a rubber mallet.
用橡膠錘固定瓷磚。

PYE TILE GROUT

Ready Mixed Grout

现成瓷砖填缝料

Penurap Jubin Siap Gaul



A ready mixed quick drying compound for grouting & sealing ceramic and mosaic wall / floor tiles only.

- ✓ Suitable for use in tiled areas of kitchens, shower recesses, toilet walls and floors.
- ✓ It is suitable for both interior and exterior use.

本产品是一种现成而且快干的混合泥浆，它适用于马赛克墙壁或地板。

- ✓ 适用于瓷砖领域的厨房、淋浴凹槽、厕所墙壁和地板。
- ✓ 它可使用于室内或室外。

Satu kompon siap gaul dan cepat kering untuk menutup lubang-lubang antara sendi-sendi dinding mozek / seramik dan jubin-jubin lantai.

- ✓ Sesuai untuk kawasan jubin di dapur, dinding dan lantai bilik mandi.
- ✓ Sesuai untuk kegunaan dalam dan luar bangunan.

Colour / 颜色 / Warna

- Grey, White / 灰色、白色 / Kelabu, Putih

Coverage / 覆盖面积 / Liputan

- 2 m² / kg

Packaging / 包装 / Bungkusan

- 500gm



Technical Information

Colour	White, Grey
Adhesion	Excellent adhesion to concrete, masonry and asbestos cement.
Drying time	1 - 2 hours under normal conditions.
Coverage	Approx. 2 m ² of tiles / kg
Cleaning	Clean all equipment with water before setting occurs.

Directions for Use 用法说明 / Cara penggunaan




Open the cover and apply directly.
把盖子打开，可即时启用。



Using scraper applying grout tile into the joints.
用刮刀将混合泥浆，瓷砖接缝灌浆。



Rinse and wipe off with damp cloth or sponge.
可用湿布或海绵清洁瓷砖表面。



Polish tile surfaces with a clean dry cloth.
再用干布磨光表面。

PYE GROUT

Waterproof Tile Grout

防水瓷砖填缝料

Penurap Jubin Kalis Air



A protective waterproof dense cement mixture used to fill the joints of mosaic, ceramic and other similar tiles.

- ✓ Smooth and non crack.
- ✓ Prevents the ingress of water behind the tiling surface.
- ✓ Resistance to fungus and mould growth.

本产品是一种稠密的防水泥浆，用于填补马赛克、瓷砖或类似瓷砖的物料。

- ✓ 平滑和没有裂痕。
- ✓ 防止水从瓷砖后面流出。
- ✓ 阻止真菌和霉菌滋长。

Sejenis campuran simen pekat dan kalis air untuk menutup lubang-lubang antara sendi-sendi mozek, seramik dan jubin-jubin.

- ✓ Licin dan tidak retak.
- ✓ Menghalang air daripada menyerap masuk ke bahagian belakang jubin.
- ✓ Mencegah pertumbuhan kulat dan lumut.

Colour / 颜色 / Warna

- White/ 白色 / Putih

Coverage / 覆盖面积 / Liputan

- 2 m² / kg

Packaging / 包装 / Bungkusan

- 1kg, 10kg, 20kg



Technical Information

Colour	White, Grey
Adhesion	Excellent badhesion to concrete, masonry and asbestos cement.
Drying time	1 - 2 hours under normal conditions.
Coverage	Approx. 2 m ² of tiles / kg
Cleaning	Clean all equipment with water before setting occurs.

Directions for Use 用法说明 / Cara penggunaan



Add **PYE GROUT** to mix with gauging water.
将适量的水份于 **PYE GROUT** 倒入桶里混合。



Mix thoroughly.
将材料均匀搅拌。



Using rubber trowel applying grout tile.
用橡胶铲涂抹把瓷砖接缝灌浆。



Using brush or roller to painting.
可用湿布或海绵清洁表面。

PYE TILE ADHESIVE

Ready Mixed Tile Adhesive

现成瓷砖粘合剂

Pelekat Jubin Siap Gaul



Ready to use thin-bed adhesives for fixing ceramic tiles on most types of interior surfaces, including gypsum, plasterboard, wood, asbestos sheets and etc.

- ✓ Suitable for fixing ceramic tiles on walls and floors.
- ✓ Can be used on surfaces such as dry wall, wood, cement surface and cement fiber board.

本产品是一种既开即用的薄层粘合剂，它可用于安装瓷砖于大多数的室内表面，包括石膏、石膏板、石棉板等。

- ✓ 适用于在墙壁或地板安装瓷砖。
- ✓ 可用于的表面如：屏风板、木、洋灰表面或水泥纤维板。

Ready to use thin-bed adhesives for fixing ceramic tiles on most types of interior surfaces, including gypsum, plasterboard, wood, asbestos sheets and etc.

- ✓ Sesuai diguna untuk memasang jubin seramik pada lantai dan dinding.
- ✓ Boleh digunakan atas permukaan foam, polisterin, kaca dan kayu.

Colour / 颜色 / Warna

- Light Grey / 浅灰色 / Kelabu Celar

Coverage / 覆盖面积 / Liputan

- 1 m² / kg

Packaging / 包装 / Bungkusan

- 500gm, 1.5kg, 5kg, 25kg



Technical Information

Colour	Light grey
Form	Mastic
Adhesion	Excellent wet and dry adhesion to a range of substrates.
Coverage	Varies with the condition of the surface to which the adhesive is applied and the type of trowel used. On average it is approx. 1 m ² / kg.
Safety	Non-flammable Non-hazardous

Directions for Use 用法说明 / Cara penggunaan



Open the cover and mix thoroughly.
把盖子打开，将材料均匀搅拌。



Apply directly to construction surface by using cement knife.
用水泥刀均匀涂布在施工面上。



Suitable for fixing ceramic tiles on floors.
适用于在地板安装。



Suitable for fixing ceramic tiles on walls.
适用于墙壁安装。

PYE FIX

Cement Based Tile Adhesive C2

瓷磚粘結灰 C2

Simen Berasaskan Jubin Perekat C2



A thin-bed cement-based adhesive for the fixing of ceramic floor, wall tiles and mosaics. It has been specially formulated for use over sand / cement render.

- ✓ Non-toxic, easy to apply and no wetting of tiles required when fixing.
- ✓ Ideal for fixing ceramic tiles, mosaic & quarry tiles in bathrooms, kitchen and balcony. Especially for wall.

本产品是一种洋灰薄层粘结剂，它提供防水作用，它可用于安装瓷砖地、墙上瓷砖或马赛克。它特别为适用于灰泥而制造的。

- ✓ 本品无毒、容易使用及安装瓷砖时无需将瓷砖弄湿。
- ✓ 可用于在浴室或厨房等，安装瓷砖、马赛克或石矿石。它特别为适用于灰泥墙壁。

Perekat berasaskan simen nipis dan kalis air yang sedia diguna untuk memasang seramik lantai, jubin dinding dan mozek. Dirumus khas untuk digunakan pada 'render' pasir / simen.

- ✓ Tidak beracun dan mudah digunakan tanpa membasahkan jubin semasa digunakan.
- ✓ Sesuai digunakan untuk memasang jubin seramik, mozek, jubin kuari di tempat mandi dan dapur.

Colour / 顏色 / Warna

- Grey / 灰色 / Kelabu

Coverage / 覆盖面积 / Liputan

- 1kg / m² / mm

Packaging / 包裝 / Bungkus


- 1kg, 25kg



Technical Information

Colour	Dark grey when wet, light grey when dry.
Odour	Odourless when dry.
Drying time	6 hours
Form	Powder
Coverage	About 3kg / m ² (3mm thickness).
Grouting	Grouting should commence at least 24 hours after completion of tiling. PYE FIX can also be used as the grouting provided the joint between the tiles is not less than 1.75mm in width. For best results, use PYE GROUT for grouting.
Cleaning	Clean all equipment with water.

Directions for Use 用法說明 / Cara penggunaan



Add 25kg of **PYE FIX** with 25% of clean water into mix container and mix thoroughly.
将25kg **PYE FIX** 与25%水倒入桶里混合，将材料均匀搅拌。



Apply directly to construction surface by using cement knife.
用水泥刀均匀涂佈在施工面上。



Suitable for fixing ceramic tiles on floors and walls.
适用于地板和墙壁安装。

PYE MULTI-FIX

Floor Tile Adhesive

瓷磚粘合灰

Perekat Jubin Lantai



Cement-based adhesive suitable for cement surfaces for the fixing of ceramic floor, quarry tiles and mosaics. It is easy to apply and no wetting of tiles is required when fixing.

- ✓ Ideal for fixing ceramic tiles, mosaics and quarry tiles.
- ✓ For use in bathrooms, kitchens and balcony. Strictly for floor application only.

本产品是洋灰质的瓷磚粘合剂。它可用于安装陶瓷地板、瓷磚、大铺地磚和马赛克等。本产品容易使用，在安装瓷磚时，无需将瓷磚弄湿。

- ✓ 适用于安装瓷磚、马赛克及大铺地磚。
- ✓ 可用于浴室、厨房或泳池等。

Perekat berasaskan simen sesuai untuk memasang seramik lantai, jubin kuari dan mozek. Mudah digunakan dan tidak perlu membasahkan jubin semasa memasang.

- ✓ Sesuai untuk jubin seramik, mozek dan jubin kuari.
- ✓ Boleh diguna di tandas, dapur, kolam renang dan sebagainya.

Colour / 顏色 / Warna

- Grey / 灰色 / Kelabu

Coverage / 覆盖面积 / Liputan

- 1kg / m² / mm

Packaging / 包裝 / Bungkusan


- 25kg



Technical Information

Colour	Dark grey when wet, light grey when dry.
Form	Powder
Odour	Odourless when dry.
Drying time	6 hours
Shelf life	Minimum of 12 months under cool, dry conditions.
Coverage	About 3kg / m ² (3mm thickness)
Grouting	Grouting should commence at least 24 hours after completion of tiling. PYE FLOOR FIX can also be used as the grouting provide the joint between the tiles is not less than 1.75mm in width. For best results, use PYE GROUT for grouting.
Cleaning	Clean all equipment with water.

Directions for Use 用法說明 / Cara penggunaan



Add 25kg of **PYE MULTI-FIX** with 25% of clean water into mix container and mix thoroughly.
将25kg **PYE MULTI-FIX** 与25%水倒入桶里混合，将材料均匀搅拌。



Apply directly to construction surface by using cement knife.
用水泥刀均匀涂佈在施工面上。



Suitable for fixing ceramic tiles on floors.
适用于地板安装。

PYE TILE FIX

Cement-based Tile Adhesive

水泥瓷砖胶粘剂

Simen Berasaskan Jubin Perekat



PYE TILE FIX is a polymer modified cement based thin-bed adhesive for vertical and horizontal installation of ceramic tiles, mosaics and other natural stones. It has been specially formulated to provide better workability, high bond strength and durability.

- ✓ PYE TILE FIX is suitable for the installation of tiles in bathrooms, toilet, kitchens, driveway, patio and other interior areas.

本产品是一种聚合物改性水泥瓷砖胶粘剂，用于瓷砖，马赛克等天然石材的垂直和水平安装。专门配制以提供更好的加工性能，高粘结强度和耐久性。

- ✓ 适用于瓷砖在浴室安装、厨房、车道等室内及室外区域。

PYE TILE FIX adalah perekat nipis berasaskan polimer simen yang telah diubahsuai untuk pemasangan jubin seramik, mozek atau lain-lain batu semulajadi secara menegak atau mendatar. Ia dirumus khas bagi memberikan keboleherjaan yang lebih baik, kekuatan ikatan yang tinggi dan ketahanan.

- ✓ PYE TILE FIX sesuai untuk pemasangan jubin di bilik mandi, tandas, dapur, parkir kereta, laluan pejalan kaki, kawasan dalam rumah ataupun kawasan luar.

Colour / 颜色 / Warna

- Grey / 灰色 / Kelabu

Coverage / 覆盖面积 / Liputan

- 1kg / m² / mm

Packaging / 包装 / Bungkusan


- 25kg



Technical Information

Colour	Grey
Form	Powder
Coverage	About 3kg / m ² with 6 x 6mm notch trowel.
Grouting	Grouting should commence at least 24 hours after fixing the tile.
Cleaning	Clean all equipment with water.

Directions for Use 用法说明 / Cara penggunaan



Add 25kg of **PYE TILE-FIX** with 28% of clean water into mix container and mix thoroughly.
将25kg **PYE TILE-FIX** 与28%水倒入桶里混合，将材料均匀搅拌。



Apply directly to construction surface by using cement knife.
用水泥刀均匀涂佈在施工面上。



Suitable for fixing ceramic tiles on floors and walls.
适用于地板和墙壁安装。

PYE POWDER MASTIC

Cement-based Tile Adhesive C2TES1

水泥瓷砖胶粘剂 C2TES1

Simen Berasaskan Jubin Pelekat C1TES1



PYE POWDER MASTIC is a thin-bed cement-based adhesive for the fixing of ceramic floor, wall tiles, mosaics, marble, granite and stone uses C2TES1 method which consist flexibility. It has been specially formulated for use over sand / cement render, is non-toxic, easy to apply and no wetting of tiles is required when fixing.

- ✓ Ideal for fixing ceramic tiles, mosaics and quarry tiles in bathrooms, kitchens, laundry, family rooms, entrance halls, swimming pools and outdoor living areas on concrete, cement render and brick work.

本产品经过特别设计, 专为墙面瓷砖、马赛克、大理石、花岗岩和石材, 使用C2TES1测试伸缩性, 无害, 施工时方便不须润湿瓷砖。

- ✓ 专门配制用于固定瓷砖、马赛克和采石场瓷砖, 适施工于浴室、厨房、睡房、大厅、游泳池和室外区。

PYE POWDER MASTIC adalah pelekat nipis berasaskan simen yang mematuhi piawaian C1TES1 ujian fleksibiliti untuk pemasangan lantai seramik, jubin dinding dan mosaik. Ia direka khas untuk digunakan pada simen rander, tiada toksik dan mudah digunakan serta tidak perlu membasahkan jubin semasa pemasangan.

- ✓ Sesuai untuk pemasangan jubin seramik, mozek dan jubin kuari di bilik mandi, dapur, lobi, bilik keluarga, dewan, kolam renang dan mana-mana kawasan konkrit, simen rander atau batu-bata di dalam mahupun luar rumah.

Colour / 颜色 / Warna

- Grey / 灰色 / Kelabu

Coverage / 覆盖面积 / Liputan

- 1kg / m² / mm

Packaging / 包装 / Bungkus

- 25kg




Technical Information

Colour	Off White
Form	Powder
Coverage	About 3kg / m ² (3mm thickness)
Grouting	Grouting should commence at least 24 hours after fixing the tile.
Cleaning	Clean all equipment with water.

Standard Test Method Requirement Result

Standard Test Method	Requirement	Result
Anti Sagging Property EN1308	≤0.5mm	Pass
Tensile Strength According to EN1348 (28 days SC)	≥1.0 N / mm ²	Pass
Tensile Strength According to EN1348 (7 days SC + 21 days water immersion)	≥1.0 N / mm ²	Pass
Tensile Strength According to EN1348 (14 days SC + 14 days 70° + 1 days SC)	≥1.0 N / mm ²	Pass
Open Time According to EN1346 (30 minutes)	≥0.5 N / mm ²	Pass
Transverse Deformation CEN EN 12002	>2.5mm but <5.0mm	Pass

Directions for Use 用法说明 / Cara penggunaan



Add 25kg of **PYE POWDER MASTIC** with 28% of clean water into mix container and mix thoroughly.
将25kg **PYE POWDER MASTIC** 与28%水倒入桶里混合, 将材料均匀搅拌。



Apply directly to construction surface by using cement knife.
用水泥刀均匀涂佈在施工面上。



Suitable for fixing ceramic tiles on floors and walls.
适用于地板和墙壁安装。

PYE TILE BOND 08

Cement-Based Tile Adhesive

水泥瓷砖胶粘剂

Simen Berasaskan Jubin Perekat



PYE TILE BOND is a thin-bed cement-based adhesive for the fixing of ceramic floor, wall tiles and mosaics that uses C2TE method which consist flexibility. It has been specially formulated for use over sand/ cement render, is non-toxic, easy to apply and no wetting of tiles is required when fixing.

- ✓ Ideal for fixing ceramic tiles, mosaics and quarry tiles in bathrooms, kitchens, laundry, family rooms, entrance halls, swimming pools and outdoor living areas on concrete and cement render surfaces.

本产品经过特别设计, 专为墙面瓷砖和马赛克胶粘剂, 使用 C2TE 测试伸缩性, 无害, 施工时方便不须润湿瓷砖。

- ✓ 专门配制用于固定瓷砖、马赛克和采石场瓷砖, 适施工于浴室、厨房、睡房、大厅、游泳池和室外区。

PYE TILE BOND adalah perekat nipis berasaskan simen yang mematuhi piawaian C2TE untuk pemasangan lantai seramik, jubin dinding dan mosaik. Ia direka khas untuk digunakan pada simen rander, tiada toksik dan mudah digunakan serta tidak perlu membasahkan jubin semasa pemasangan.

- ✓ Sesuai untuk pemasangan jubin seramik, mozek dan jubin kuari di bilik mandi, dapur, lobi, bilik keluarga, dewan, kolam renang dan permukaan konkrit, simen rander atau batu-bata di dalam mahupun luar rumah. Tidak sesuai diguna atas permukaan gipsum dan kayu.

Colour / 颜色 / Warna

- Grey / 灰色 / Kelabu

Coverage / 覆盖面积 / Liputan

- 1kg / m² / mm

Packaging / 包装 / Bungkus

- 25kg



Technical Information

Colour	Off White
Form	Powder
Coverage	Aprox. 5m ² to 5mm / 25kg depending on trowel size
Grouting	Grouting should commence at least 24 hours after fixing the tile.
Cleaning	Clean all equipment with water.

Standard Test Method	Requirement	Result
Tensile Strength According to EN1348 (28 days SC)	≥1.0 N / mm ²	Pass
Tensile Strength According to EN1348 (7 days SC + 21 days water immersion)	≥1.0 N / mm ²	Pass
Tensile Strength According to EN1348 (14 days SC + 14 days 70° + 1 days SC)	≥1.0 N / mm ²	Pass
Open Time According to EN1346 (20 minutes)	≥0.5 N / mm ²	Pass

Directions for Use 用法说明 / Cara penggunaan



Add 25kg of **PYE TILE BOND** with 25% of clean water into mix container and mix thoroughly.
将25kg **PYE TILE BOND** 与25%水倒入桶里混合, 将材料均匀搅拌。



Apply directly to construction surface by using cement knife.
用水泥刀均匀涂佈在施工面上。



Suitable for fixing ceramic tiles on floors.
适用于地板安装。

PYE CRETE

Portland Coloured Cement

有色洋灰

Simen Warna



PYE CRETE is a coloured cement which is made up of cement (white or ordinary Portland cement) and pigments with some chemical additives.

- ✓ For creating tyrolean finish, coloured renderings.
- ✓ Suitable for terrazzo flooring and concrete paving slabs.
- ✓ Can be used as decorative concrete (with or without exposed aggregate) and coloured pointing.

本产品 and 一般洋灰不一样, 经过调制加色制成, (有白色、青色、黑色和红色等)。

- ✓ 适用于撒在终层表面为装饰或灰泥层。
- ✓ 用于水磨石地板或混凝土铺路砖。
- ✓ 可用于装饰混凝土, 也可安装小石子或嵌填砖缝。

PYE CRETE adalah simen berwarna yang dibuat daripada simen (putih atau simen portland biasa) dan bahan-bahan pewarna.

- ✓ Untuk mereka keemasan tyrolean dan 'rendering' warna.
- ✓ Sesuai untuk lantai terazzo dan juga slab-slab konkrit.
- ✓ Boleh digunakan sebagai konkrit dekoratif dan sebagai pewarna.

Colour / 颜色 / Warna

- Black, Red, Green / 黑色、红色、青色 / Hitam, Merah, Hijau

Coverage / 覆盖面积 / Liputan

- 5.1m² / 25kg / 3mm

Packaging / 包装 / Bungkusan


- 3kg, 25kg



Technical Information

Colour	Green Red Terracotta Black Cream/ White
Form	Powder
Coverage	50kg of PYE CRETE can cover an area of about 110 ft ² with a thickness of 1/8 inches.

Directions for Use 用法说明 / Cara penggunaan



Add **PYE CRETE** to mix with gauging water.
将适量的水份于 **PYE CRETE** 倒入桶里混合。



Mix thoroughly.
将材料均匀搅拌。



Apply directly to construction surface by using cement knife.
用水泥刀均匀涂佈在施工面上。



Rinse and wipe off with damp sponge.
再用湿海绵抹干净表面。

PYE FLOOR LEVEL UL

Cementitious Self-Leveling

自动整平水泥地洋灰

Simen Perata Sendiri



PYE FLOOR LEVEL UL is designed to use for under layment leveling and to provide flat surface finish on the sound sub-floors for the installation of subsequent overlays or a new floor covering.

✓ Ideal for old or new floors.

本产品用于平坦高低不平地板，也可用于覆盖新或久的洋灰地面。

✓ 专为新或旧的洋灰地面，平坦所调制。

PYE FLOOR LEVEL UL adalah dirumus khas untuk meratakan lantai di kawasan lantai yang tidak rata. Ia boleh digunakan ke atas lapisan yang lama atau lapisan baru.

✓ Sesuai untuk permukaan lantai baru dan lama.

Colour / 颜色 / Warna

• Light Grey / 浅灰色 / Kelabu Celar

Coverage / 覆盖面积 / Liputan

• 5kg / m² / 3mm

Packaging / 包装 / Bungkus

• 25kg



Technical Information

Colour	Light grey
Form	Powder
Binder	Cement
Filler	Specially selected graded clean sand.
Coverage	5kg / m ² / 3mm
Thickness	3 - 12mm
Drying time	12 hours under normal condition.
Yield	Approx. 6 - 6.5 litres of clean water to 25kg / bag.
Cleaning	Clean all equipment with water.
Storage	Store in dry place and cool condition.

Directions for Use 用法说明 / Cara penggunaan



Add **PYE FLOOR LEVEL UL** to mix with gauging water.
将适量的水份于 **PYE FLOOR LEVEL UL** 倒入桶里混合。



Mix thoroughly.
将材料均匀搅拌。



Applying self leveling floor to construction surface.
将水泥自流平浆料均匀摊铺在施工面上。



Spreading self leveling compound with a squeeze.
用刮板将水泥自流平浆料面层刮平。

PYE FLOOR HARDENER NS

Natural Silica Floor Hardener

地面坚硬剂

Pengeras Lantai Silika Semulajadi



PYE FLOOR HARDENER NS is designed to provide a monolithic, abrasion and impact resistant floor finish. It is composed of selected silica-quartz aggregates, cement and plasticiser.

- ✓ To be applied onto fresh concrete or cementitious based substrate.

本产品是一种比普通洋灰更加粘性和坚硬,可增加表面抗磨和抗撞,是由洋灰,增塑剂及化学品所制成。

- ✓ 专用于任何混凝土或洋灰表面。

PYE FLOOR HARDENER NS adalah dirumus untuk memberi satu permukaan yang 'monolithic', tahan calar dan tahan impak. Ia mengandungi agregat silika-kuartz yang terpilih, simen dan pemangkin.

- ✓ Boleh diguna pada konkrit atau simen.

Colour / 颜色 / Warna

- Light Grey / 浅灰色 / Kelabu Celar

Coverage / 覆盖面积 / Liputan

- 5kg / m² / 3mm

Packaging / 包装 / Bungkus

- 25kg



Technical Information

Colour	Natural cement or other decorative colours.
Form	Powder
Binder	Cement
Filler	Silica-Quartz Aggregate
Coverage	Approx. 5kg / m ²
Drying time	Foot traffic - 24 hours Full loading - 28 days
Cleaning	Clean all equipment with water.
Fire Hazard	Non-hazardous

Directions for Use 用法说明 / Cara penggunaan



Pour the right amount of water into the cement mixer.
把适量的水份倒入搅拌机。



Add Premix cementitious to mix thoroughly.
将添加预混料水泥倒入均匀搅拌。



Apply directly to screeding cement floor with screed.
用托平板均匀涂佈在施工面上。



Smooth the cement by using steel trowel or by mechanical.
用抹子均匀涂平。

PYE FLOOR SCREED

Cement Based Mortar for Levelling of
Concrete Floor Interior and Exterior
預拌地台砂漿用于水泥内和外部地面
*Mortar Campuran Simen Untuk
Lantai Konkrit Dalaman dan Luaran*



PYE FLOOR SCREED is a specially blended premixed hydraulic cement and non-reactive aggregate. The product is ready to use when mixes with clean water. It is easy to apply and useful for levelling rough and uneven concrete floors.

- ✓ The product is used primarily as underlayment before tiling floor. It can be manually or mechanical applied.

本产品是一種高品質的預拌地台砂漿。加水後，即可混合成爲一種具有高抗壓強度的地台砂漿。具有優異的收縮補償性能，故能減少因水泥收縮而形成的表面裂紋。其他作爲地台砂漿所需的重要性能。

- ✓ 適用於所有室內及室外混凝土表面，可用於高低不平地面的整平，其表面可加地磚、地板等裝飾。適合于人工或机械操作。

PYE FLOOR SCREED adalah campuran khas simen hidraulik dan agregat tidak reaktif. Produk boleh digunakan selepas dicampurkan dengan air bersih. Ia mudah digunakan dan berguna untuk meratakan lantai konkrit yang kasar dan tidak rata.

- ✓ Produk digunakan terutamanya sebagai lapisan permukaan sebelum memasang jubin lantai.

Colour / 顏色 / Warna
• Grey / 灰色 / Kelabu

Coverage / 覆盖面积 / Liputan
• 1.8kg / m² / mm

Packaging / 包裝 / Bungkusan
• 40kg



Technical Information

Colour	Grey
Form	Powder
Binder	Cement
Filler	Specially selected graded clean sand
Coverage	1.8kg / m ² / mm
Shrinkage	< 0.1 %
Thickness	10 - 50mm
Cleaning	Clean all equipment with water.



Pour the right amount of water into the cement mixer.
把适量的水份倒入搅拌机。



Add Premix cementitious to mix thoroughly.
将添加预混料水泥倒入均匀搅拌。



Apply directly to construction surface by using trowel.
用抹子均匀涂佈在施工面上。



Finished.
完成。

Project References

项目参考

Rujukan Projek



Impiria Residensi,
Bukit Tinggi Klang



M-Suite,
Bandar Manjalara



Faculty of Medical UiTM, Sungai Buloh



d'Laman Greenville,
Bukit Tinggi



280 Park Homes,
Puchong Prima



Menara Matrade, Kuala Lumpur



Setia Residence,
Sitiawan Manjung, Perak



Setia City Mall,
Bandar Setia Alam



E-Park Resident,
Sungai Buloh



UiTM Apartment,
Sungai Buloh



Eve Suite, Ara Damansara

Our Services
服务领域
Our Services
Perkhidmatan Kami



On-site product demonstrations and training for workers.



Professional applicators for plaster pull out test.



Technical services support to resolve on-site problems.



A wide range of building materials from our PYE Products



PYE PRODUCTS (M) SDN. BHD. (206933-D)

Factory / Office:

Lot 4993, 5½ Mile Jalan Meru, 41050 Klang,
Selangor Darul Ehsan, Malaysia.

Tel: +603-3392 8104 / +603-3392 8112 Fax: +603-3392 8097



Sales Office:

No.8 Jalan SS3/5, 47300 Petaling Jaya,
Selangor Darul Ehsan, Malaysia.

Tel: +603-7877 9771 / +603-7874 7843 Fax: +603-7875 8148
email: enquiry@pyeproducts.com



MS ISO 9001 REG. No: 601099-12